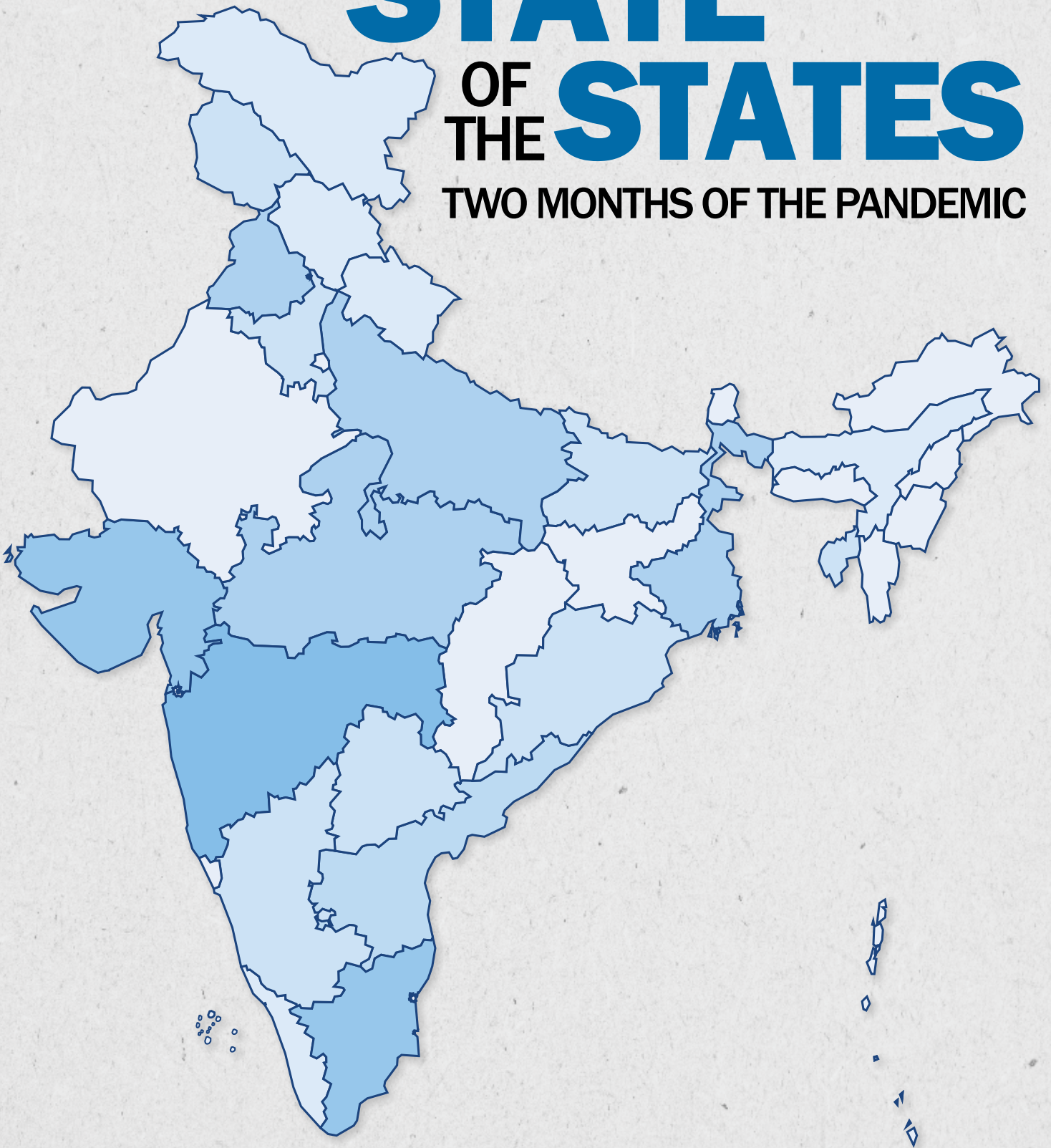


# STATE OF THE STATES

TWO MONTHS OF THE PANDEMIC



SANGEET JAIN  
OOMMEN C. KURIAN

# STATE OF THE STATES: TWO MONTHS OF THE PANDEMIC

**Lead authors:** Sangeet Jain  
Oommen C. Kurian

**Research Assistance:** Anushka Shah  
Shreya Behal  
Meghna Chadha  
Sadhika Sasiprabhu

**Design:** Rahil Miya Shaikh  
Sahil Kedia

**Creative inputs:** Dr Annapurna Mitra, Kriti Kapur

*With special thanks to Sridhar Halali, University of  
Cambridge for his time and invaluable  
contribution to the report.*

© 2020 Observer Research Foundation

All rights reserved. No part of this publication may be reproduced or transmitted in any form or by any means without permission in writing from ORF.

**Attribution**

Sangeet Jain and Oommen C. Kurian,  
*State of the States: Two Months of the Pandemic*,  
Observer Research Foundation, May 2020.

**The Observer Research Foundation**

20 Rouse Avenue,  
Institutional Area New Delhi,  
India 110002.

[contactus@orfonline.org](mailto:contactus@orfonline.org)

[www.orfonline.org](http://www.orfonline.org)

ORF provides non-partisan, independent analyses and inputs on matters of security, strategy, economy, development, energy and global governance to diverse decision-makers (governments, business communities, academia and civil society). ORF's mandate is to conduct in-depth research, provide inclusive platforms, and invest in tomorrow's thought leaders today.

# CONTENTS

|                                 |           |
|---------------------------------|-----------|
| <b>Introduction</b>             | <b>01</b> |
| <b>Methods</b>                  | <b>03</b> |
| <b>Section 1: North India</b>   | <b>07</b> |
| Chandigarh                      | 08        |
| Delhi                           | 09        |
| Haryana                         | 10        |
| Himachal Pradesh                | 11        |
| Jammu and Kashmir               | 12        |
| Ladakh                          | 13        |
| Punjab                          | 14        |
| Rajasthan                       | 15        |
| <b>Section 2: Central India</b> | <b>16</b> |
| Chhattisgarh                    | 17        |
| Madhya Pradesh                  | 18        |
| Uttarakhand                     | 19        |
| Uttar Pradesh                   | 20        |
| <b>Section 3: West India</b>    | <b>21</b> |
| Dadra and Nagar Haveli          | 22        |
| Daman and Diu                   | 23        |
| Goa                             | 24        |
| Gujarat                         | 25        |
| Maharashtra                     | 26        |

|  |           |
|--|-----------|
| <b>Section 4: East India</b>                 | <b>27</b> |
| Bihar  | 28        |
| Jharkhand                                    | 29        |
| Odisha                                       | 30        |
| West Bengal                                  | 31        |
| <br>   |           |
| <b>Section 5: North-East India</b>           | <b>32</b> |
| Arunachal Pradesh                            | 33        |
| Assam  | 34        |
| Manipur                                      | 35        |
| Meghalaya                                    | 36        |
| Mizoram                                      | 37        |
| Nagaland                                     | 38        |
| Sikkim                                       | 39        |
| Tripura                                      | 40        |
| <br>   |           |
| <b>Section 6: South India</b>                | <b>41</b> |
| Andaman and Nicobar Islands                  | 42        |
| Andhra Pradesh                               | 43        |
| Karnataka                                    | 44        |
| Kerala                                       | 45        |
| Lakshadweep Islands                          | 46        |
| Puducherry                                   | 47        |
| Tamil Nadu                                   | 48        |
| Telangana                                    | 49        |
| <br>   |           |
| <b>Conclusion</b>                            | <b>50</b> |
| <br>   |           |
| <b>Annexe (Data sources and limitations)</b> | <b>55</b> |
| <br>   |           |
| <b>Bibliography</b>                          | <b>57</b> |

# INTRODUCTION

**T**he World Health Organization declared COVID-19 a global pandemic on 11 March 2020. Two months on, no country in the world has clear daily numbers on how many people are truly infected with the coronavirus or how many have died because of it.

The available numbers—particularly recorded cases—remain gross underestimates, including in India. However, India has not yet seen widespread transmission. At over 80,000 cases and around 2,700 deaths, even after accounting for the low number of tests per million people, India's numbers remain much lower than what many experts had predicted at the beginning of the outbreak.

India is not an outlier. The world is struggling to understand why the spread and devastation of the COVID-19 virus has been less than anticipated in many large countries. Of the ten most populous countries, which make up 60 percent of the world population, only three—the US,

Brazil and Russia—have total confirmed cases per million people higher than the global average. When it comes to deaths per million people, eight out of ten most populous countries (barring the US and Brazil) have an average lower than the global average.

The pandemic is still in the early stages and, like what happened with Brazil, a surge is expected in many large countries, including India, as restrictions imposed by the lockdowns are eased. However, even when more intensive transmission of the virus may be inevitable, the current spread among the Indian population seems limited within certain states like Maharashtra and Gujarat, where positive cases per tests conducted remain high and climbing.

Given this context, this report presents the state-level situation—tracking the broad risks that the population is faced with, the overall preparedness of the health system, the spread of the virus over the last two months in terms of morbidity and mortality, the expansion of testing and the

response on several fronts by the state governments.

The severe paucity of data within India's health sector makes a systematic analysis of issues like private sector delivery capacity and non-communicable diseases extremely difficult. This preliminary report shall attempt to side-step this limitation by focusing on government data sets, and specific age groups for whom population level estimates are available.

India has, as of now, one of the lowest population-adjusted infection rates and death rates. India was one of the earliest countries to impose a national economic lockdown. The federal system has held strong and the states, even those ruled by parties other than the one at the Centre, have largely supported and implemented

the strict containment measures. This report provides a snapshot of how prepared and responsive the states have been, and how the pandemic has progressed over the first two months of the lockdown.

The main challenge for India at present is to keep deaths at a low level as the virus spreads. This means protecting high-risk populations as economic activity is restored bit by bit. It will entail ensuring that green zones are indeed green by deploying broader testing strategies, and ensuring voluntary compliance of physical distancing measures. Managing low-income urban settlements with high population densities will be a particularly difficult challenge. It will be the Observer Research Foundation's endeavour to track these measures at the state level as India moves forward.

# METHODS

In the best of times, India is a country whose vast size and diversity pose formidable governance challenges. These are most certainly not the best of times. Faced with the gargantuan task of tackling a public health crisis even as the economy is paralysed, India's quasi-federal structure has produced a swift, coordinated response by the Centre and the states, with the states at the frontline.

This report has attempted to capture the nuances of the preparedness and response of India's states, as the first two months of the pandemic end. The frame of analysis chosen for the report is 11 March (when the World Health Organization declared the COVID-19 outbreak a "global pandemic") to 11 May. A state-level analysis has been undertaken for a variety of reasons. Health is a state subject, and healthcare delivery and financing is dominated by state governments. Public healthcare capacity

and capabilities vary vastly across states. India's states are also geographically and demographically diverse, with some like Uttar Pradesh having a massive population and high population density and others like Manipur and Goa having small, manageable populations and low densities. The burden has fallen on each individual state to manage its response to the pandemic, albeit within the constraints of national policy. This is especially so after India went into lockdown on 24 March and effectively left each state to its own devices (as inter-state travel came to a sudden halt).<sup>1</sup>

The states and union territories have been profiled in a manner that allows a preliminary insight into the unique vulnerabilities of each state to the pandemic, assess the superiority and promptness of their response to the crisis, and judge their relative performance. The report has employed a colour-coded

---

<sup>1</sup> Rajagopalan, S. and Choutagunta, A., 2020. Assessing Healthcare Capacity in India.



mechanism for every indicator to rank state vulnerability—the top 1/3rd most-vulnerable for that particular indicator are coded red, the middle 1/3rd are coded orange, and the bottom 1/3rd coded green (least vulnerable).

### **BASELINE INDICATORS**

COVID-19 is not a disease that affects everyone equally; some are more susceptible than others and so demographics matter. According to the Centers for Disease Control, people aged 65 and above are at a high risk from the novel coronavirus.<sup>2</sup> Population densities also matter as living in close contact renders people more susceptible to contagion. Those with existing co-morbidities are more vulnerable. A state's vulnerability is determined by the demographic profile, population density and noncommunicable diseases (NCD) burden of its residents.

Each state's profile contains a demographic pyramid, created using the latest data available. For most states, data was sourced from the latest Sample Registration System Report (SRS) Report 2017-18, published by the Ministry of Home Affairs. For the smaller states and union territories, data from the Census Report (2011) has been used. The assessment of co-morbidity burdens was a challenge. India has severe deficiencies regarding data on NCDs. This report is therefore compelled to rely on the best possible data available—official statistics from the National Health Family

Survey Report 2015-16, which captures self-reported health problems for the age group of 15-49 across states for the major ailments (diabetes, heart disease, asthma and cancer). It is imperative to identify high-density areas that could potentially be hotbeds of infection, and therefore population densities per square kilometre were sourced from the National Health Profile 2019 published by the Central Bureau of Health Intelligence.

The Niti Aayog Health Index 2019—a weighted composite index measuring state health outcomes, governance and key inputs and processes across 23 indicators—has been used to gauge states' baseline health indicators. This index is the most comprehensive assessment of state performance on public health, and its rank assessments have been used as a proxy for the state's overall performance on health. The pandemic has laid bare inequalities and left certain sections of the population more vulnerable than others. Access to clean water and sanitation, the degree of poverty and hunger and the robustness of institutions are all factors that determine how severely the pandemic will affect populations. The SDG India Index 2019-20 was constructed to indicate where a state/union territory stood on all the Sustainable Development Goals, and is therefore the best possible proxy available to gauge a state's performance on all these crucial parameters.

<sup>2</sup> <https://www.cdc.gov/coronavirus/2019-ncov/need-extra-precautions/people-at-higher-risk.html>

## PREPAREDNESS

State preparedness in terms of healthcare capacity is a crucial bulwark against the virus.<sup>3</sup> This report has analysed three parameters of state preparedness—public health investment, hospital capacity and availability of healthcare workers. Capacities are built up over time. However, in lieu of a longitudinal analysis, the report snapshots state healthcare capacities before the virus hit by using the most recent data available. But official figures on private healthcare in India are not available. This is particularly unfortunate since the private sector is by far the larger healthcare provider in India. Official figures, underestimating India's overall capacity but still relevant to gauge public institutional capacity and the priority accorded to healthcare by states, have been recorded. This snapshot serves as a quantitative and not qualitative assessment of capacity, it is crucial to keep in mind that quality also varies widely across states.<sup>4</sup>

State expenditure on health as a ratio to aggregate expenditure is a measure to evaluate the priority accorded by individual states to health in their overall budget commitment. State expenditures are colour-coded and presented in comparison to the national proportion of expenditure on health figure (4.9). The latest revised estimates (2018-19) from the Reserve Bank of India have been employed. Notably, any

analysis of state investment must keep in mind that state expenditure is predicated on state GDPs per capita which differ vastly across states.

Data on the number of government hospital beds per 10,000 persons—a proxy for health infrastructure—has been drawn from the National Health Profile 2019. Here, government hospitals include central, state and local government bodies, also primary health centres.

The data on healthcare workers varies vastly across government agencies. The SDG India Index has produced an indicator capturing healthcare worker availability per 10,000 persons (a total of physicians, nurses and midwives), and this report has used the assigned state scores for this indicator as a measure of healthcare worker availability across states.

## RESPONSE

State responses to the pandemic have been the final determinant of their performance in tackling the outbreak and the lockdown. The report captures state response on three fronts—public health, economic and technological.

The public health response is captured in two graphs. The clinical management graph demonstrates the weekly progression of active, recovered and deceased cases

3 Saikia and Subramanian, "One month of lockdown: Why Indian states have dramatically divergent Covid-19 trajectories". Scroll, 24 April 2020.

4 Rajagopalan, S. and Choutagunta, A., 2020. Assessing Healthcare Capacity in India.

from 16 April to 11 May. The testing graph demonstrates the pace and magnitude of testing conducted by states from 6 April to 11 May (the reference period was re-adjusted here due to data constraints).

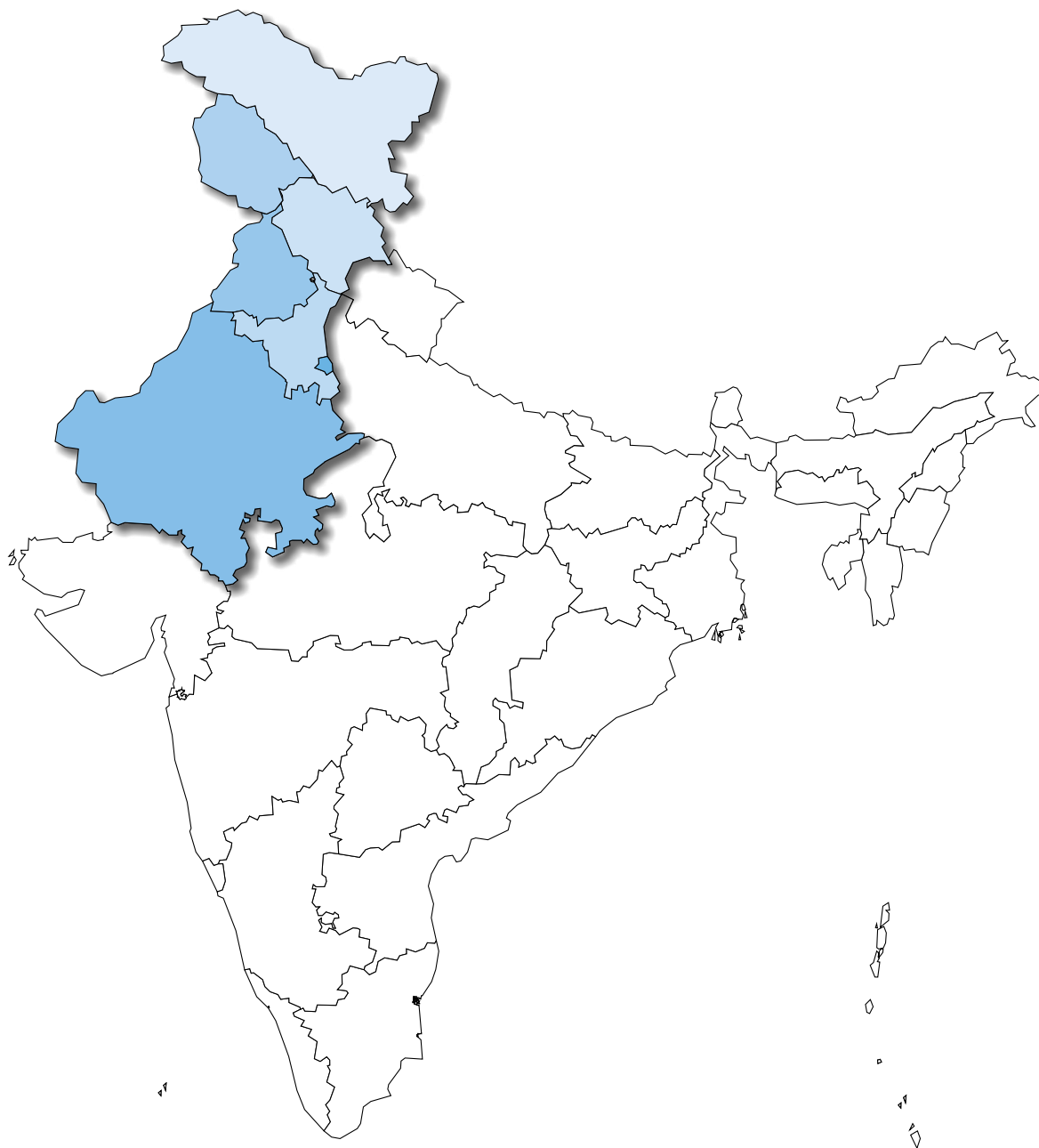
State economic response is a nuanced indicator, differing widely among states. The report has therefore undertaken a quantitative assessment of economic relief - with the size of the relief package depicting amounts allocated under the State Disaster Response Mitigation Fund, sourced from the Ministry of Home Affairs, as well as a qualitative assessment - covering economic relief provided to migrants, initiatives to secure supply of essential commodities and other notable

steps (such as assistance provided by the Chief Minister's Relief Fund).

The tech response box is a qualitative indicator, introduced in the report to capture the innovative use of technology employed by states to tackle the outbreak. Some states have been particularly innovative and also safeguarded privacy, while others have performed poorly.

*Every attempt has been made to ensure that the data employed is sourced from official figures released by the Indian government or mainstream news publications. An account of data sources and specific data deficiencies/limitations can be found in the Annexe (see page 55).*

# NORTH INDIA



# CHANDIGARH

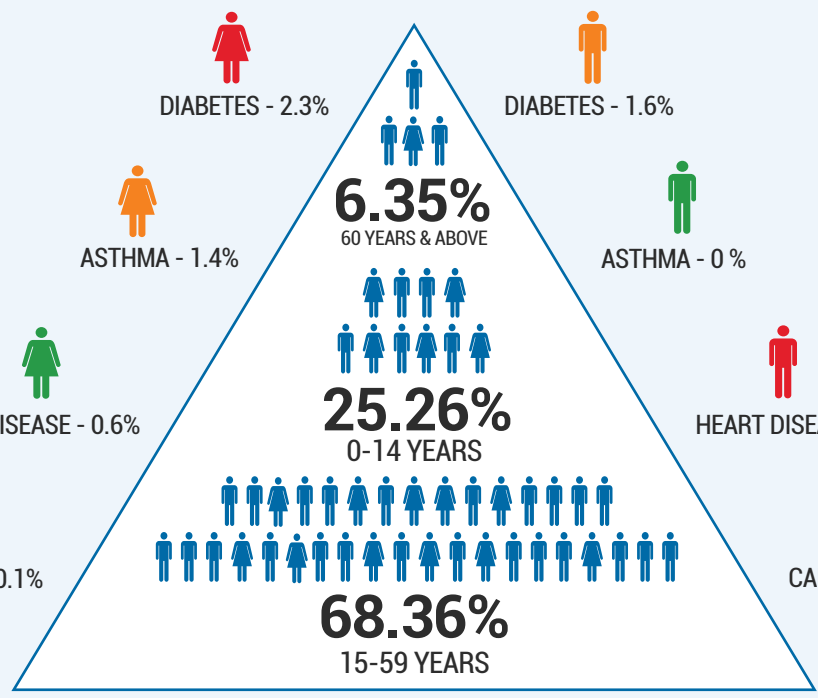
**9258**  
per sq km

## POPULATION DENSITY

India : 382 per sq km

RANK AMONG  
7  
**1**  
HEALTH INDIA INDEX

RANK AMONG  
9  
**1**  
SDG INDIA INDEX



Self-reported diseases among those aged 15-49.

## PREPAREDNESS

### INVESTMENT

AVAILABILITY OF GOVERNMENT HOSPITAL BEDS  
**33.34** Beds Per 10,000

HEALTHCARE WORKERS  
SDG Index Score  
**0**

(Total physicians, nurses and midwives per 10,000)

## TECH RESPONSE



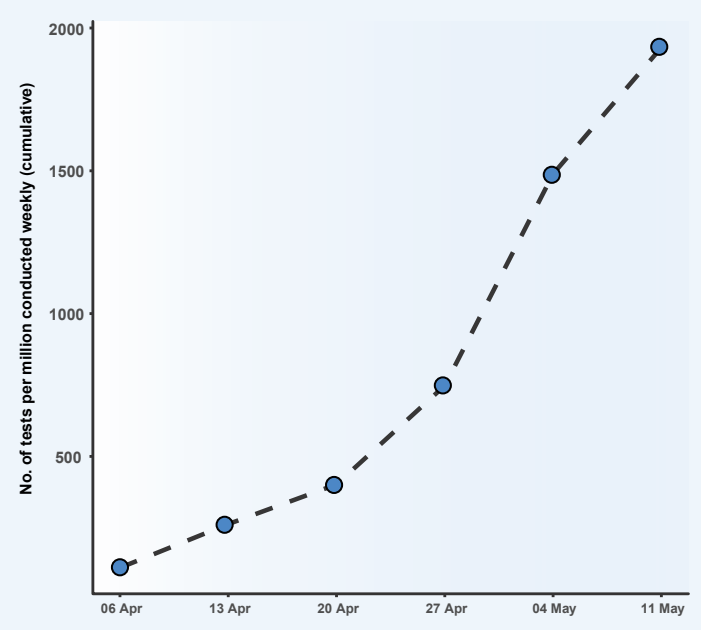
The administration has launched the 'CVD Tracker', which uses geo-fencing to restrict movement of those placed under quarantine. The authorities are alerted in case of any breaches, including if the phone is switched off. A 24x7 control room has been set up to monitor the app.

## MIGRANT WORKERS

- Helpline and website set up for migrant workers and others stranded outside Chandigarh. After individuals register via helpline or website, safe transportation will be arranged to bring them back to the UT.

## RESPONSE

### PUBLIC HEALTH RESPONSE



## SUPPLY OF ESSENTIAL COMMODITIES

- Three months' worth of food grain (15 kg wheat, 3 kg pulses) home delivered in one go to registered beneficiaries of priority households and Antyodaya Anna Yojana households covered under direct benefits transfer scheme for food grains, as per the National Food Security Act provisions. LPG cylinders home delivered as well.

# DELHI

**11320**  
per sq km

## POPULATION DENSITY

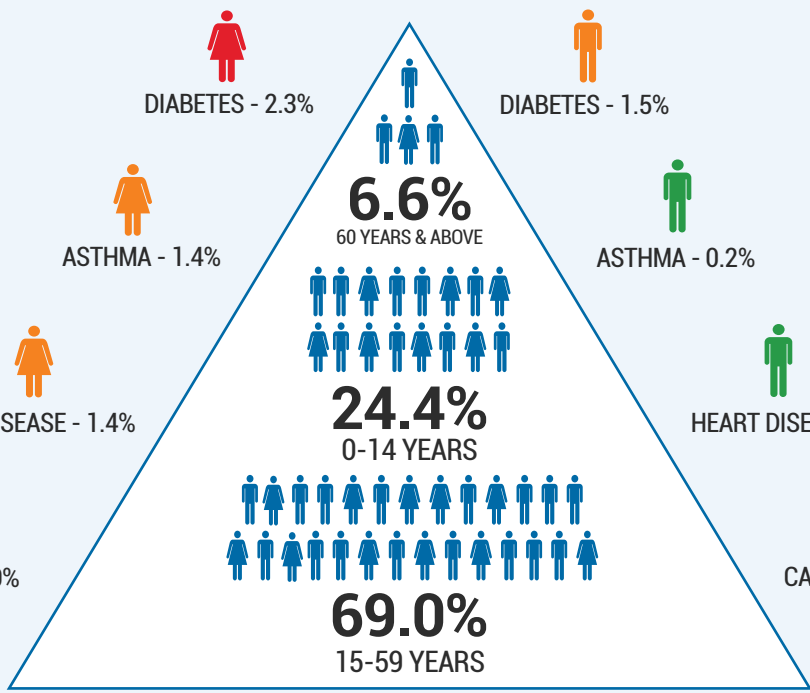
India : 382 per sq km



HEALTH INDIA INDEX



SDG INDIA INDEX




Self-reported diseases among those aged 15-49.

## PREPAREDNESS

### INVESTMENT

STATE PUBLIC HEALTH EXPENDITURE AS RATIO TO AGGREGATE EXPENDITURE



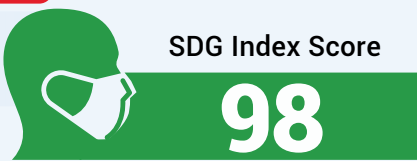
India public health expenditure as ratio to aggregate expenditure : 4.9

AVAILABILITY OF GOVERNMENT HOSPITAL BEDS



HEALTHCARE WORKERS

(Total physicians, nurses and midwives per 10,000)



## TECH RESPONSE



The administration launched the new 'Assess Karo Na' app to facilitate door-to-door surveys in COVID-19 containment zones. The data is uploaded immediately and analysed in real time to speed up decision-making. This will help control centres make quick decisions regarding availability of ambulances, medical equipment and personnel in the area. The Delhi government has also allowed E-passes for essential service providers to be issued through WhatsApp.

### MIGRANT WORKERS

- 2700+ buildings, including schools, converted into temporary housing shelters for migrants.

### SUPPLY OF ESSENTIAL COMMODITIES

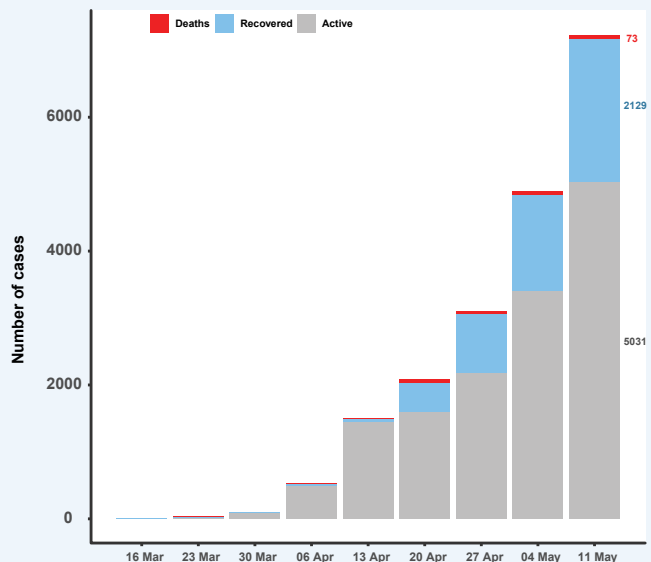
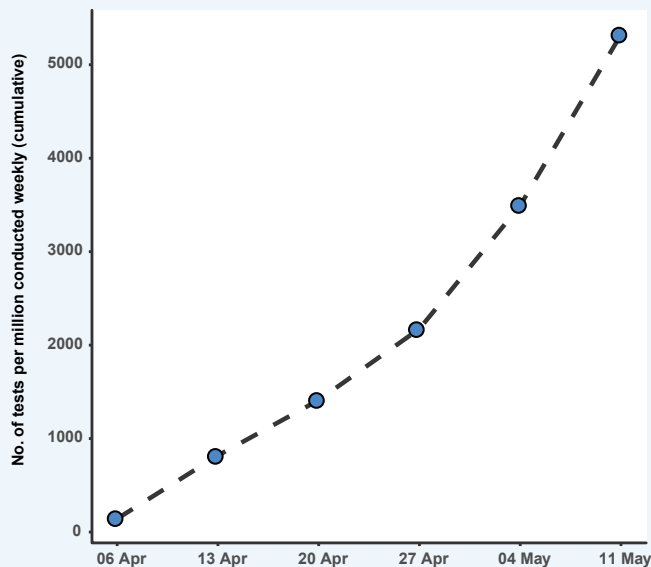
- Free ration provided to 30 lakh people without ration cards, in addition to the 71 lakh beneficiaries of the Public Distribution System. Kits containing essentials like soap and salt distributed with the ration. 2000 food coupons distributed in each constituency by MLAs and MPs.

### OTHER NOTABLE STEPS

- Rs. 5000 one-off payment to auto, bus, taxi and cycle-rickshaw drivers.

## RESPONSE

### PUBLIC HEALTH RESPONSE



# HARYANA

**573**  
per sq km

## POPULATION DENSITY

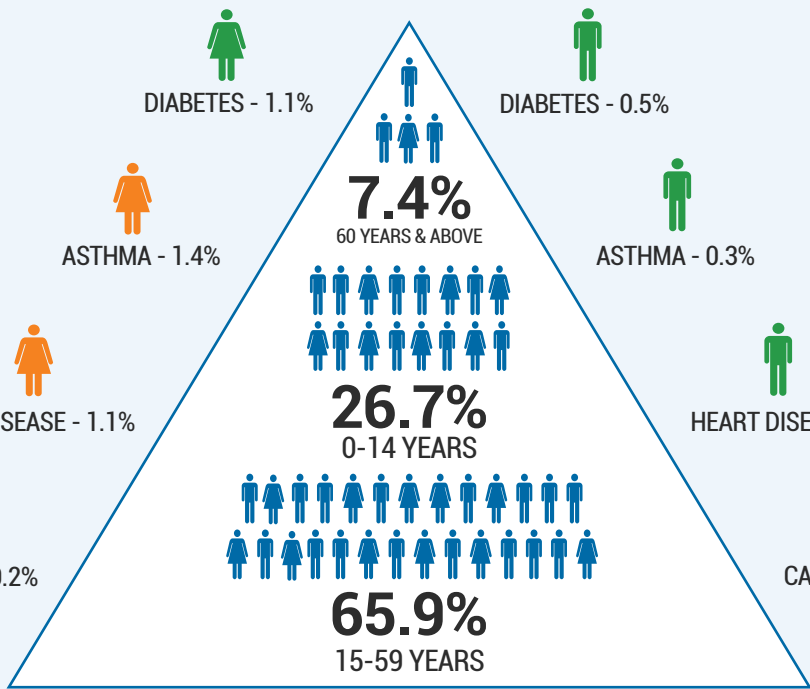
India : 382 per sq km



HEALTH INDIA INDEX



SDG INDIA INDEX

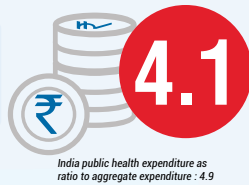


Self-reported diseases among those aged 15-49.

## PREPAREDNESS

### INVESTMENT

STATE PUBLIC HEALTH EXPENDITURE AS RATIO TO AGGREGATE EXPENDITURE

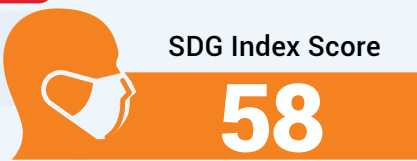


AVAILABILITY OF GOVERNMENT HOSPITAL BEDS

**4.1** Beds Per 10,000

HEALTHCARE WORKERS

(Total physicians, nurses and midwives per 10,000)



## TECH RESPONSE



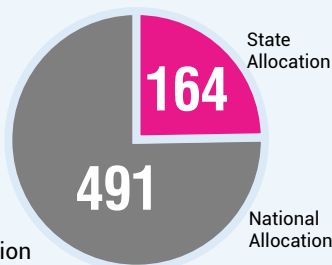
As soon as the lockdown begun, Haryana launched a digital platform to register volunteers, which has been the backbone of its efforts

## ECONOMIC RESPONSE: FISCAL RELIEF



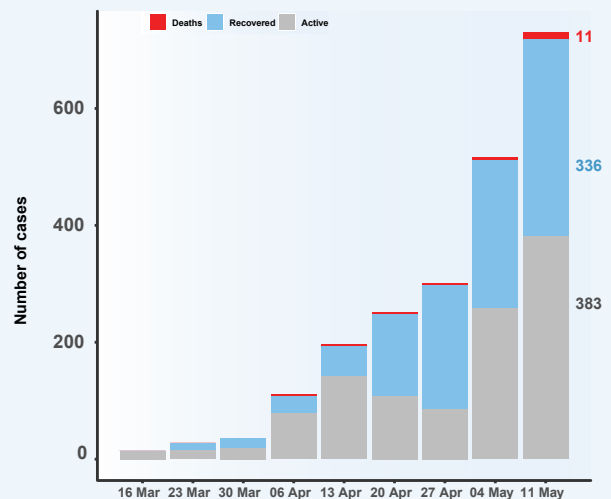
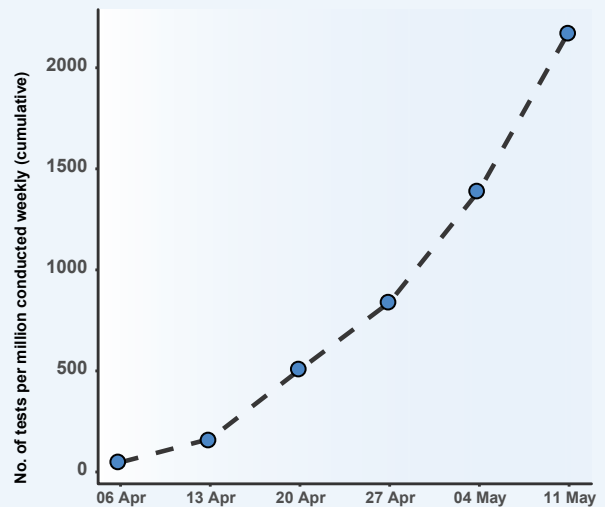
SIZE OF RELIEF PACKAGE (Rs. Crores)

**665** Total Allocation



## RESPONSE

### PUBLIC HEALTH RESPONSE



### MIGRANT WORKERS

- Government provided 825 buses to transport stranded migrant workers back to their villages.

### SUPPLY OF ESSENTIAL COMMODITIES

- Biometric authentication at ration shops discontinued. Free ration to all BPL families

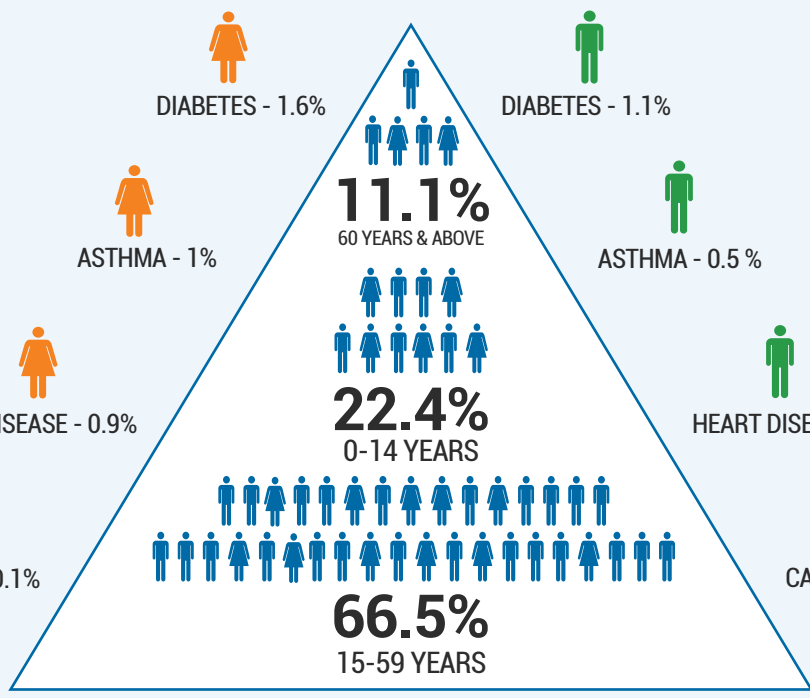
# HIMACHAL PRADESH

**123**  
per sq km

**POPULATION DENSITY**  
India : 382 per sq km

RANK AMONG  
**21**  
**6**  
HEALTH INDIA INDEX

RANK AMONG  
**28**  
**2**  
SDG INDIA INDEX



Self-reported diseases among those aged 15-49.

## PREPAREDNESS

### INVESTMENT

STATE PUBLIC HEALTH EXPENDITURE AS RATIO TO AGGREGATE EXPENDITURE

**6.3**  
India public health expenditure as ratio to aggregate expenditure : 4.9

AVAILABILITY OF GOVERNMENT HOSPITAL BEDS

**16.95** Beds Per 10,000

HEALTHCARE WORKERS

SDG Index Score  
**100**

(Total physicians, nurses and midwives per 10,000)

## TECH RESPONSE



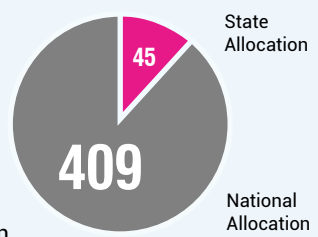
The government developed the Corona Mukt Himachal App to track the movement of people under quarantine. The app uses questionnaires and tracks location coordinates to monitor breaches. Applications of e-pass and transport passes can also be made on the app.

## ECONOMIC RESPONSE: FISCAL RELIEF



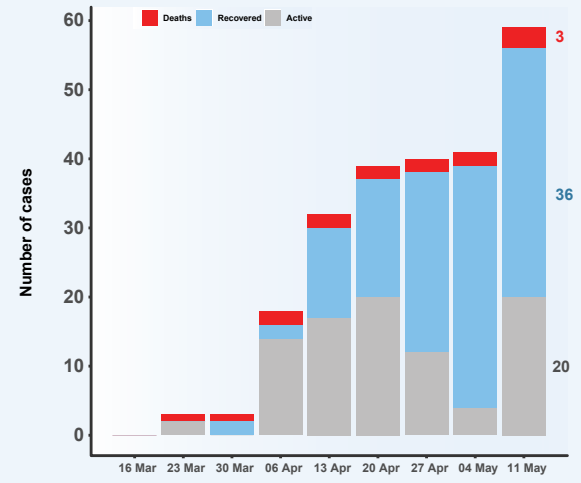
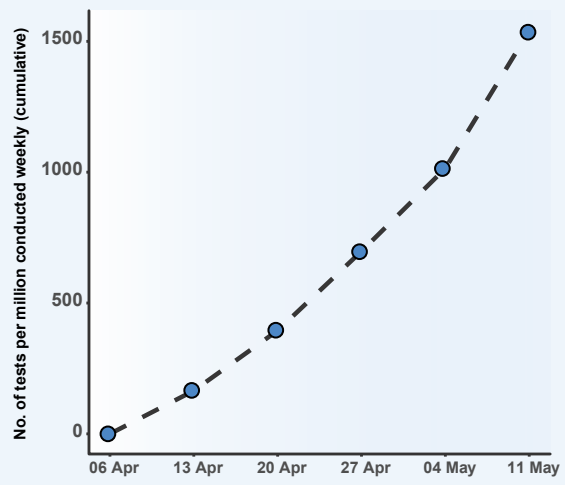
SIZE OF RELIEF PACKAGE (Rs. Crores)

**454** Total Allocation



## RESPONSE

### PUBLIC HEALTH RESPONSE



### MIGRANT WORKERS

- Organised transport of stranded migrant workers to Jammu and Kashmir
- Himachal Pradesh High Court orders state to provide free ration and medical care to stranded migrant workers. The state must file a report of its measures to address the grievances of migrant workers.

### SUPPLY OF ESSENTIAL COMMODITIES

- Food grains prioritised based on need. Panchayati Raj institutions involved in delivering essentials to rural areas.



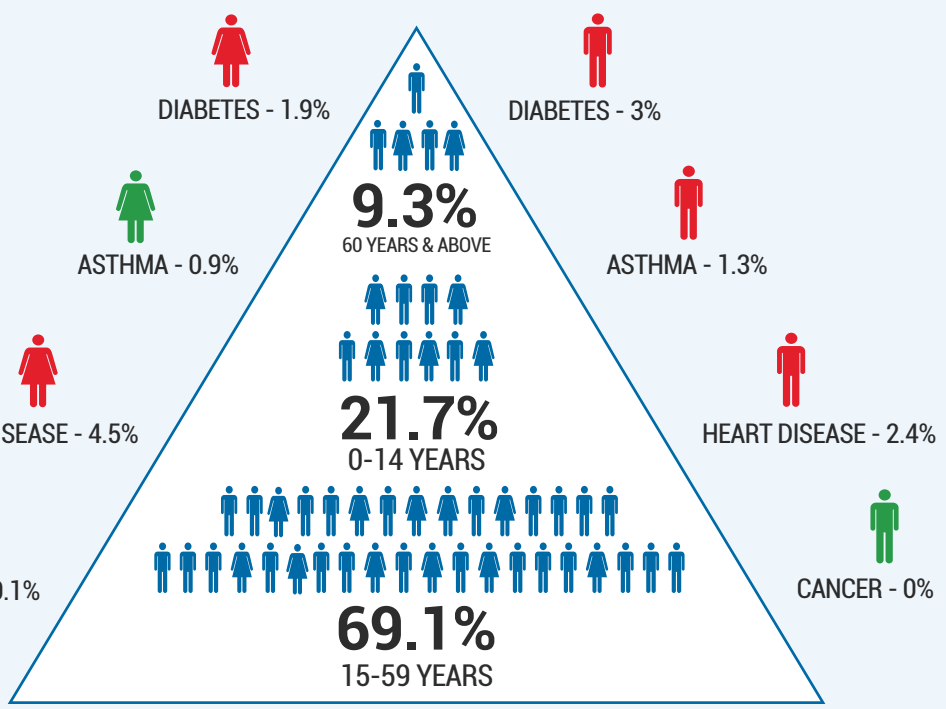
# JAMMU AND KASHMIR

**124**  
per sq km

**POPULATION DENSITY**  
India : 382 per sq km

**RANK AMONG**  
21  
**7**  
**HEALTH INDIA INDEX**

**RANK AMONG**  
9  
**8**  
**SDG INDIA INDEX**


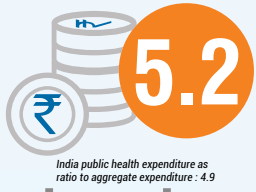


Self-reported diseases among those aged 15-49.

## PREPAREDNESS

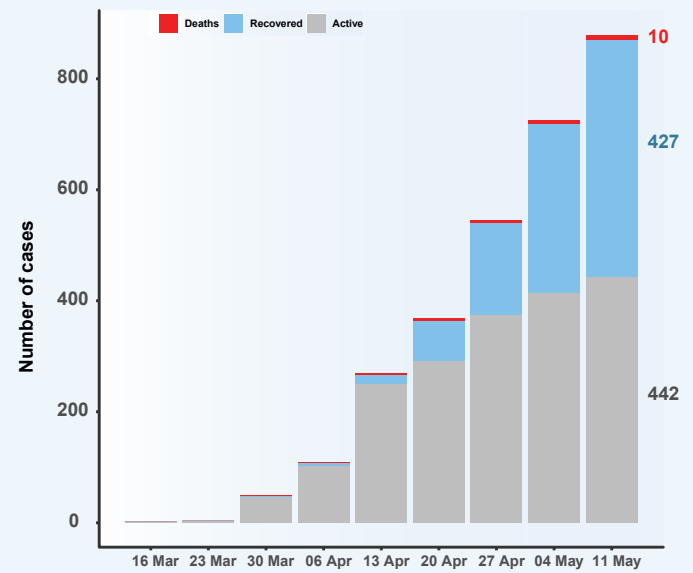
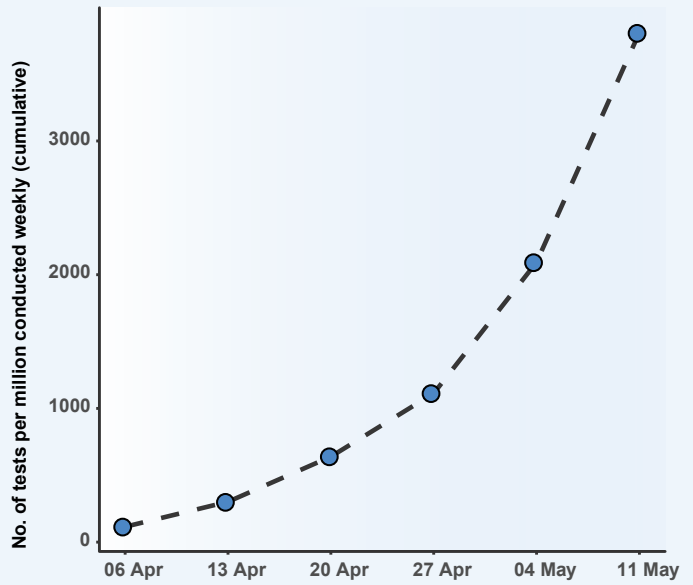
### INVESTMENT

**STATE PUBLIC HEALTH EXPENDITURE AS RATIO TO AGGREGATE EXPENDITURE**



## RESPONSE

### PUBLIC HEALTH RESPONSE



## TECH RESPONSE



Srinagar unveiled plans to undertake GIS mapping to monitor all cases—those suspected, those under surveillance and those under quarantine or isolated.

### MIGRANT WORKERS

- Facilitating bringing back stranded migrant workers and students; 300+ students returned home safely from Kota, Rajasthan. Relief camps providing food and shelter to migrant workers set up.

### SUPPLY OF ESSENTIAL COMMODITIES

- Select shops providing essential goods open, and doorstep delivery of essentials allowed.

# LADAKH

**124**  
per sq km

## POPULATION DENSITY

India : 382 per sq km  
\*J&K figures used

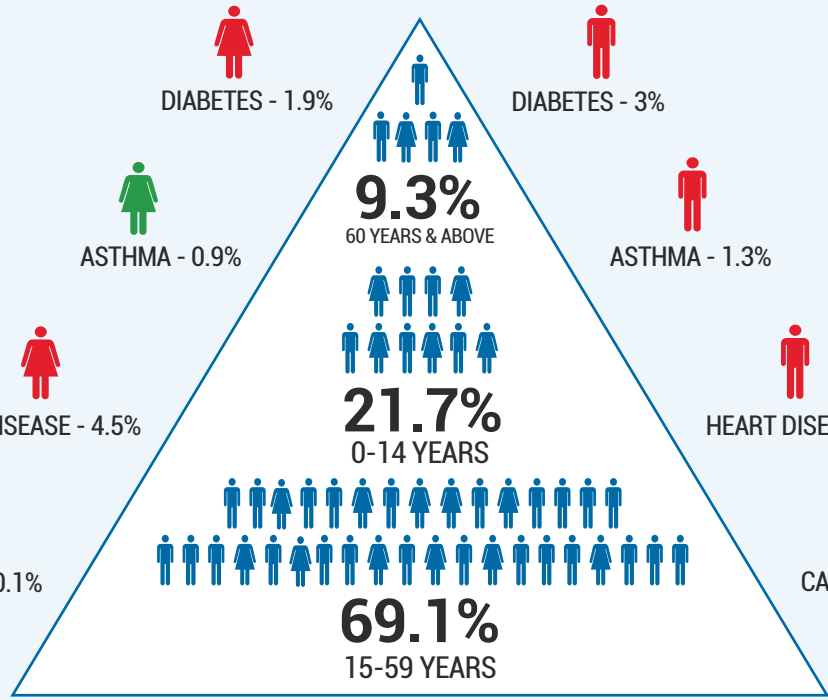
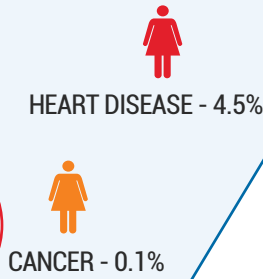


HEALTH INDIA INDEX

\*J&K figures used



SDG INDIA INDEX




Self-reported diseases among those aged 15-49.

\*Jammu and Kashmir data used as Ladakh data not separately available

## PREPAREDNESS

### INVESTMENT

STATE PUBLIC HEALTH EXPENDITURE AS RATIO TO AGGREGATE EXPENDITURE



\*J&K figures used

India public health expenditure as ratio to aggregate expenditure : 4.9

AVAILABILITY OF GOVERNMENT HOSPITAL BEDS

**5.35** Beds Per 10,000

\*J&K figures used

HEALTHCARE WORKERS

(Total physicians, nurses and midwives per 10,000)



## TECH RESPONSE



The administration has used social media platforms to create awareness. Health advisors have released multimedia content in local languages to provide information on social distancing and Covid-19 symptoms. Local panchayats have created community WhatsApp groups to disseminate information.

### MIGRANT WORKERS

- Ladakh BJP unit chief Chering Dorjay resigned on 4 May, blaming administrative inaction in failing to evacuate or provide assistance to 2000+ people stuck in different parts of India.

### SUPPLY OF ESSENTIAL COMMODITIES

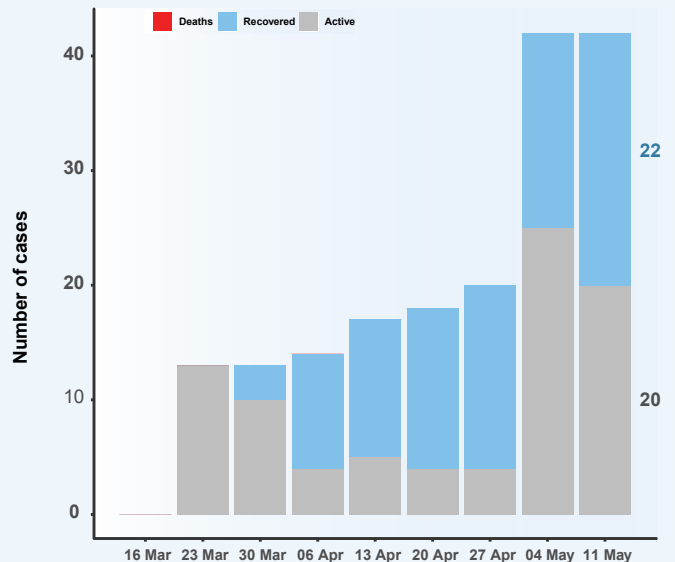
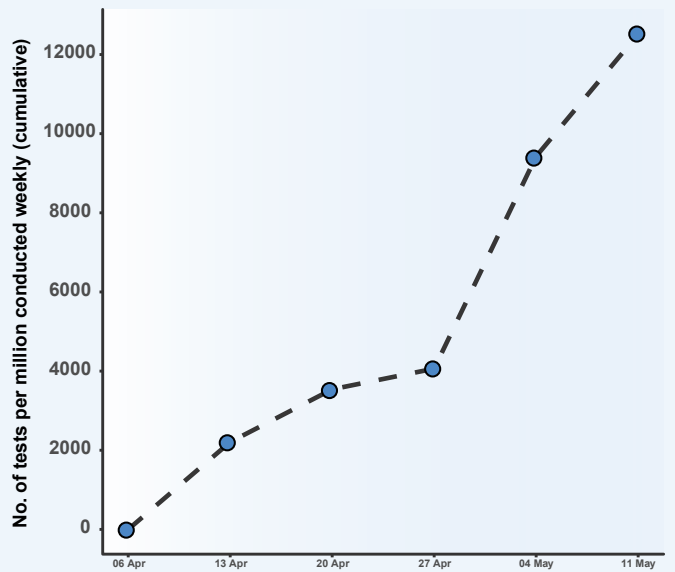
- Essential rations airlifted to Ladakh Valley and distribution services to remote areas are in place.

### OTHER NOTABLE STEPS

- Previously without a COVID-19 laboratory, one was set up at the end of April to ensure timely and cost-effective sample testing.

## RESPONSE

### PUBLIC HEALTH RESPONSE



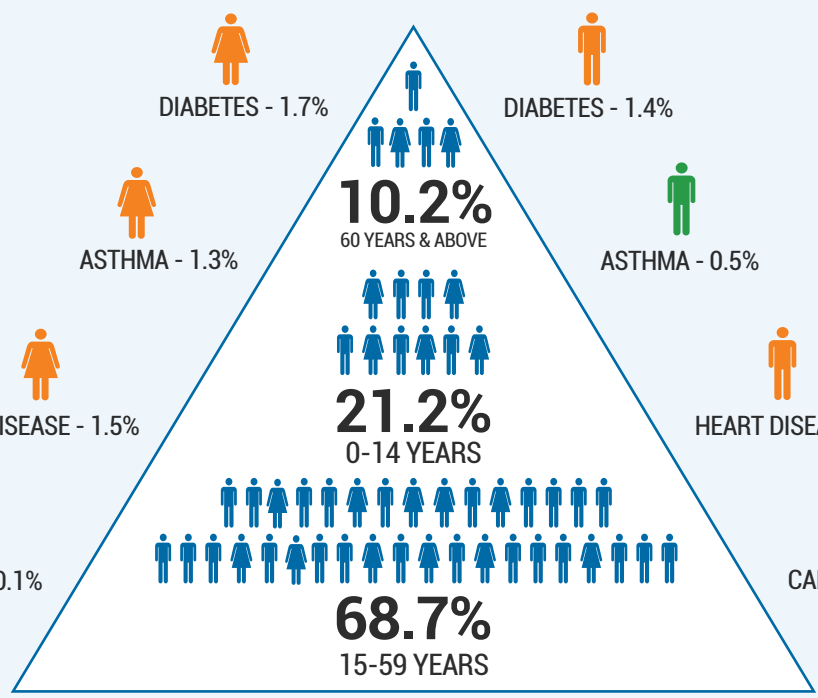
# PUNJAB

**551**  
per sq km

**POPULATION DENSITY**  
India : 382 per sq km

RANK AMONG  
**21**  
**5**  
HEALTH INDIA INDEX

RANK AMONG  
**28**  
**12**  
SDG INDIA INDEX

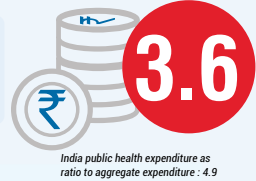


Self-reported diseases among those aged 15-49.

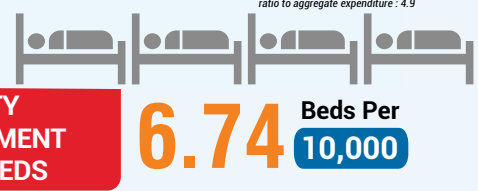
## PREPAREDNESS

### INVESTMENT

STATE PUBLIC HEALTH EXPENDITURE AS RATIO TO AGGREGATE EXPENDITURE



AVAILABILITY OF GOVERNMENT HOSPITAL BEDS



HEALTHCARE WORKERS



(Total physicians, nurses and midwives per 10,000)

## TECH RESPONSE



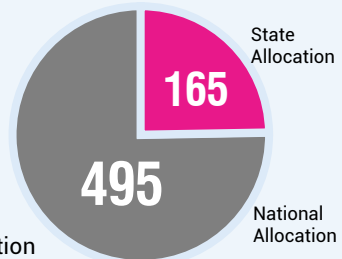
Punjab is using cellphone data, including call records and GPS, to enforce the lockdown, ensure home delivery of groceries and for contact tracing. The state has partnered with OLA and is using their tech to track over 1.7 million farmers' produce and vehicle movement in vegetable markets to ensure social distancing protocols are maintained. It comes with a feature that can verify via a selfie whether people are wearing masks. The tech platform is also helping the state issue travel passes digitally.

## ECONOMIC RESPONSE: FISCAL RELIEF



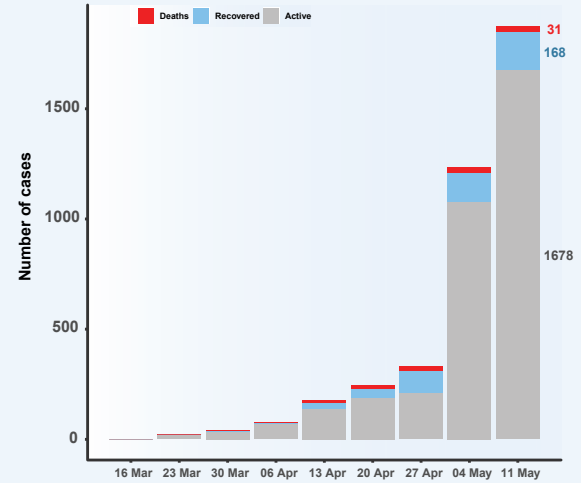
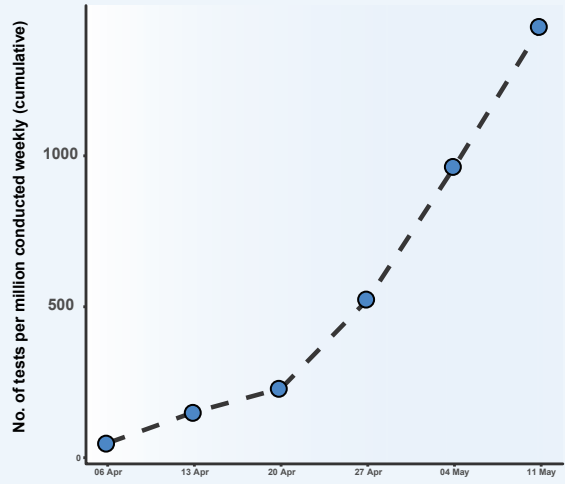
SIZE OF RELIEF PACKAGE (Rs. Crores)

**660** Total Allocation



## RESPONSE

### PUBLIC HEALTH RESPONSE



### MIGRANT WORKERS

- Provisions for food and shelter made for migrant workers. Industry, including brick kiln, and agriculture sector to absorb migrant workers with adequate safety measures and provisions.

### SUPPLY OF ESSENTIAL COMMODITIES

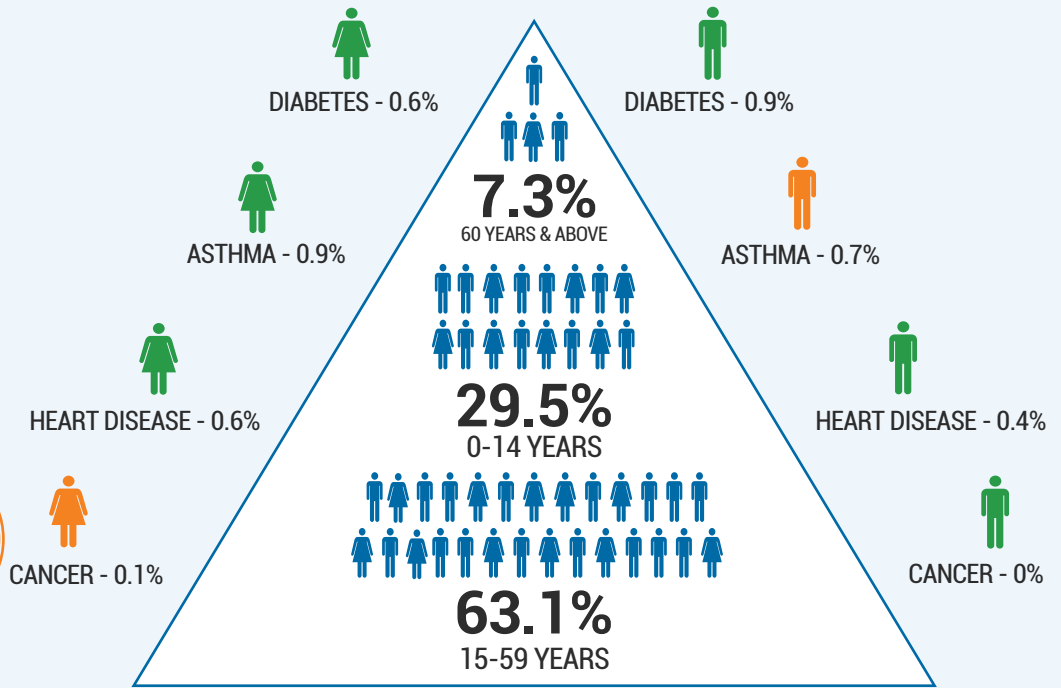
- Biometric authentication of National Food Security Act beneficiaries through ePOS devices at Fair Price Shops during wheat distribution suspended until May 3.

# RAJASTHAN



## POPULATION DENSITY

India : 382 per sq km




Self-reported diseases among those aged 15-49.

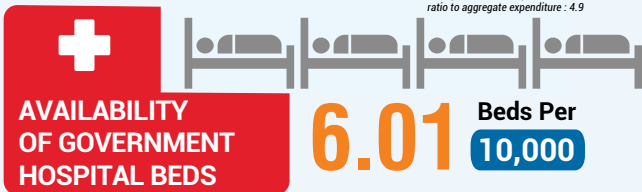
## PREPAREDNESS

### INVESTMENT

STATE PUBLIC HEALTH EXPENDITURE AS RATIO TO AGGREGATE EXPENDITURE



India public health expenditure as ratio to aggregate expenditure : 4.9



### HEALTHCARE WORKERS

(Total physicians, nurses and midwives per 10,000)



## TECH RESPONSE



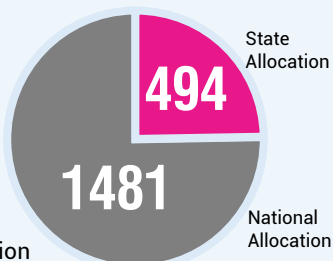
To continue providing health services despite social distancing, the State Government has partnered with the Health-tech startup MedCords to facilitate medicine delivery and provide online consultations. The apps is an integration of Aayu and Sehat Sathi apps and hopes to reach 68 million people in Rajasthan

## ECONOMIC RESPONSE: FISCAL RELIEF



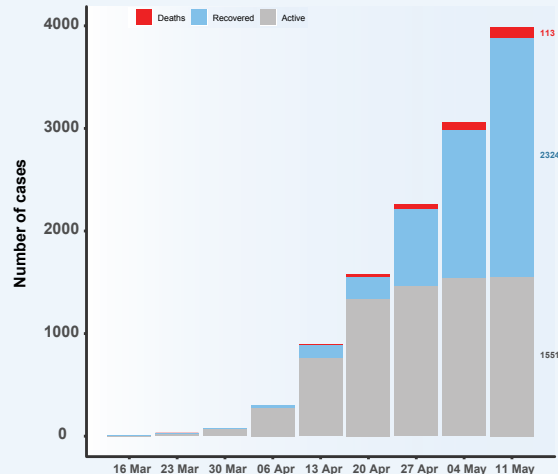
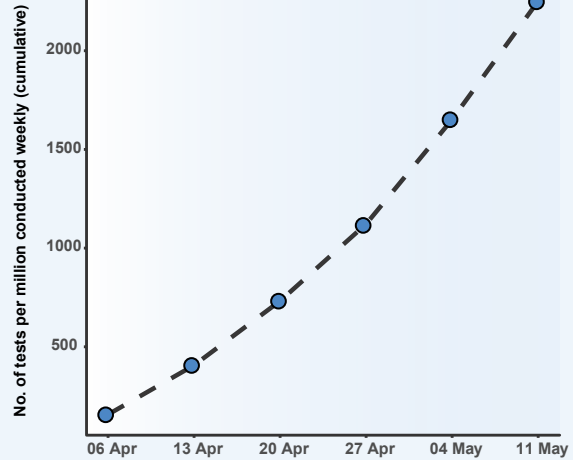
SIZE OF RELIEF PACKAGE (Rs. Crores)

**1975** Total Allocation



## RESPONSE

### PUBLIC HEALTH RESPONSE



#### MIGRANT WORKERS

- Facilitating getting migrant workers home; workers to register via e-mitra online portal, mobile app, kiosk or helpline number.

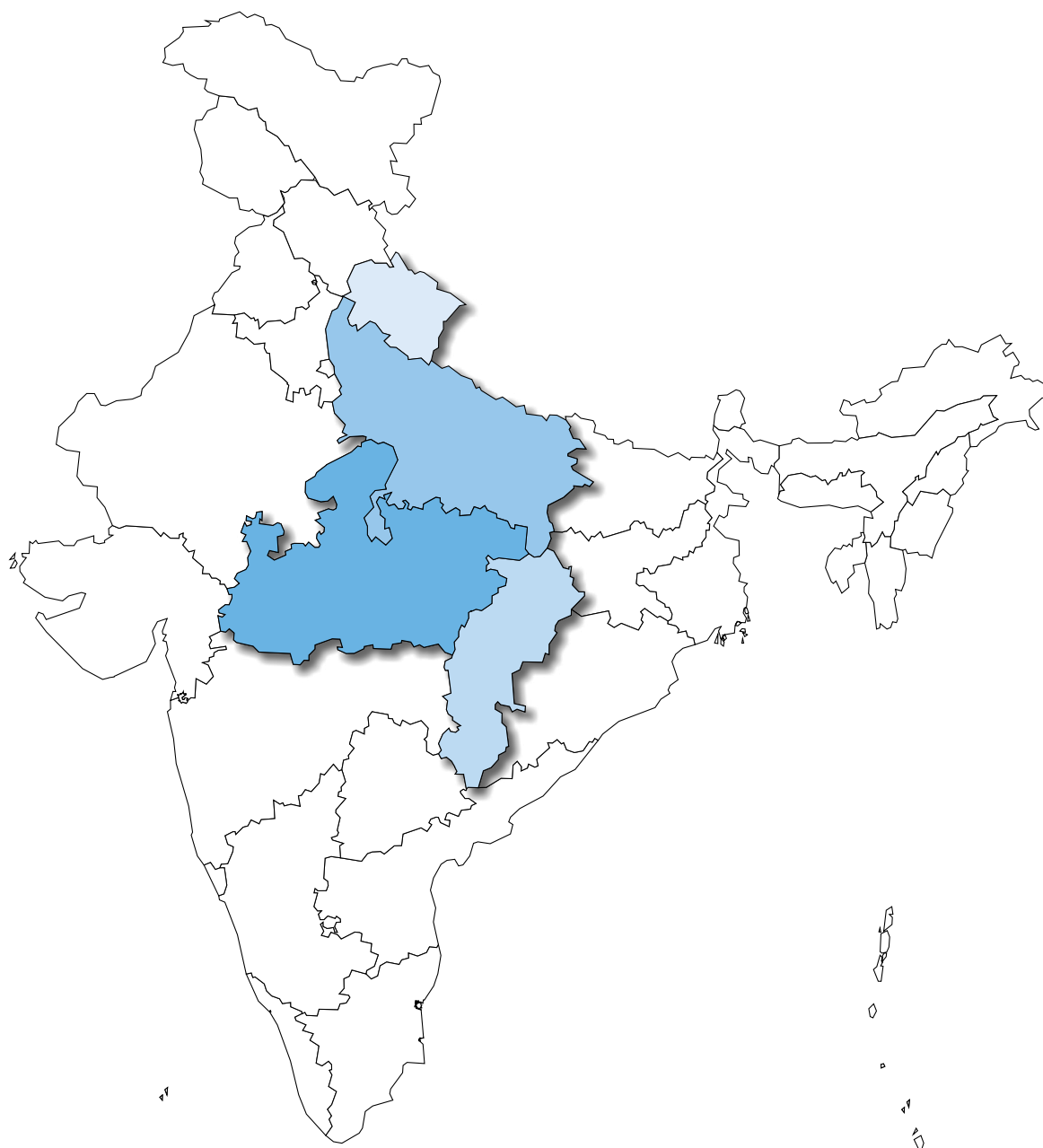
#### OTHER NOTABLE STEPS

- Established Rajasthan Corona Sahayata Yojana for one-time cash transfer to construction workers, people deprived of livelihoods, needy eligible families from different categories, frontline workers' families through the Anugrah Rashi Bhugtan initiative.

#### SUPPLY OF ESSENTIAL COMMODITIES

- Biometric authentication replaced with OTP process for distributing rations via PDS. Door-step delivery of rations. Rajasthan Pharmacy Council set up a drug supply control room for unhindered supply of medicines and facilitating home delivery of medicines.

# CENTRAL INDIA

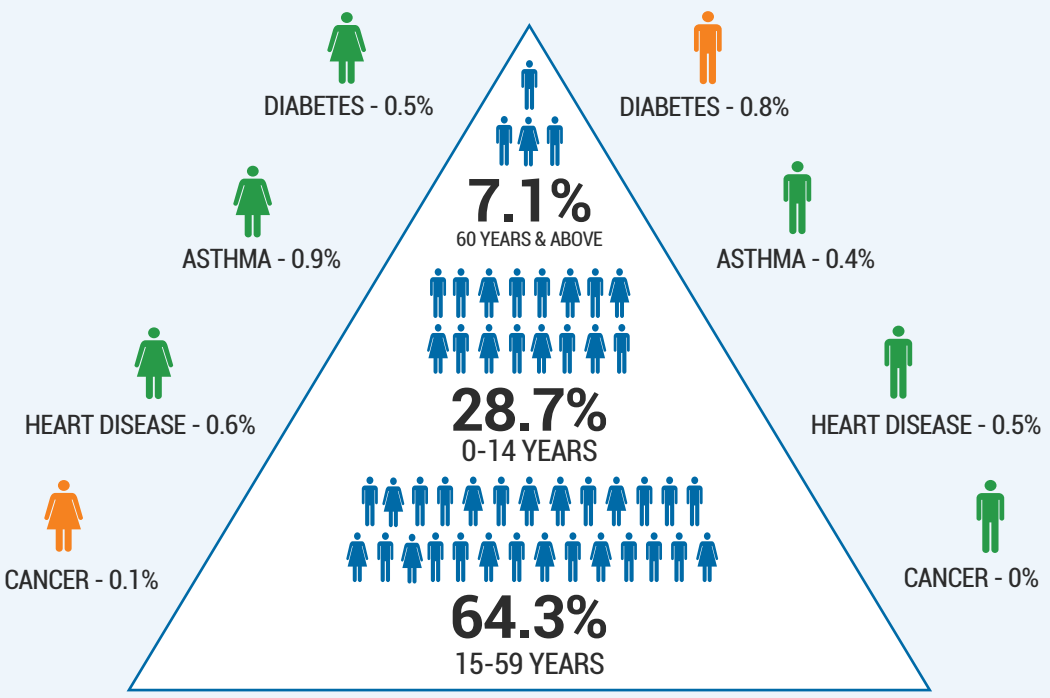


# CHHATTISGARH

**189**  
per sq km

## POPULATION DENSITY

India : 382 per sq km

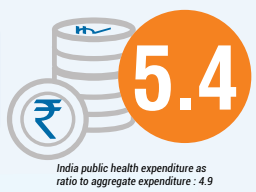


Self-reported diseases among those aged 15-49.

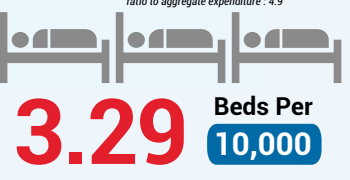
## PREPAREDNESS

### INVESTMENT

STATE PUBLIC HEALTH EXPENDITURE AS RATIO TO AGGREGATE EXPENDITURE



AVAILABILITY OF GOVERNMENT HOSPITAL BEDS



HEALTHCARE WORKERS



## TECH RESPONSE



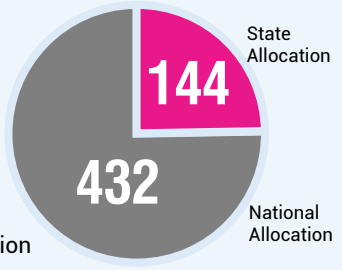
The Chhattisgarh Infotech Promotion Society has adopted an integrated IT platform for smoother inter-departmental coordination. All entries regarding home quarantine, contact tracing, sample collection and isolation centres are recorded in one place by the field staff directly. The auto alert system ensures smooth data exchange.

## ECONOMIC RESPONSE: FISCAL RELIEF



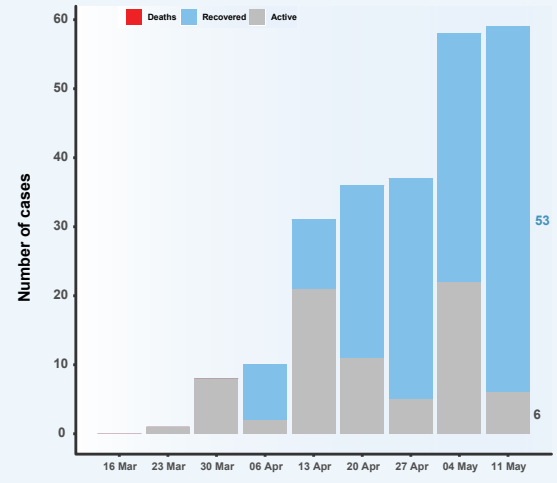
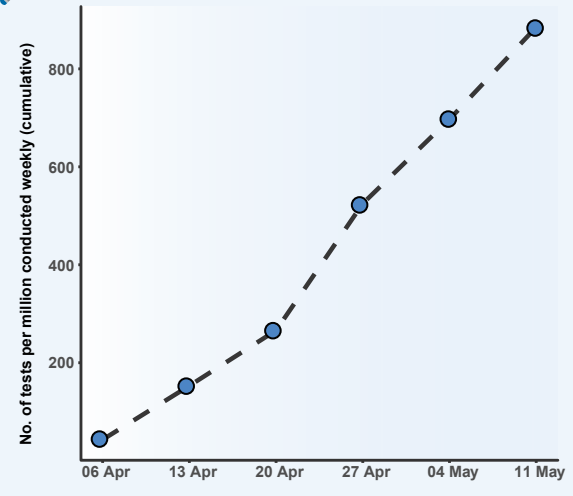
SIZE OF RELIEF PACKAGE (Rs. Crores)

**576** Total Allocation



## RESPONSE

### PUBLIC HEALTH RESPONSE



### MIGRANT WORKERS

- State sanctioned Rs. 3.8 crore to set up relief camps, with mandated yoga and counseling sessions. Interim shelters are involved in making masks and soaps

### SUPPLY OF ESSENTIAL COMMODITIES

- Subsidised rice, sugar and salt provided for two months to all ration card holders.

### OTHER NOTABLE STEPS

- Raw food distributed to beneficiaries of the Mid-Day Meal Scheme.

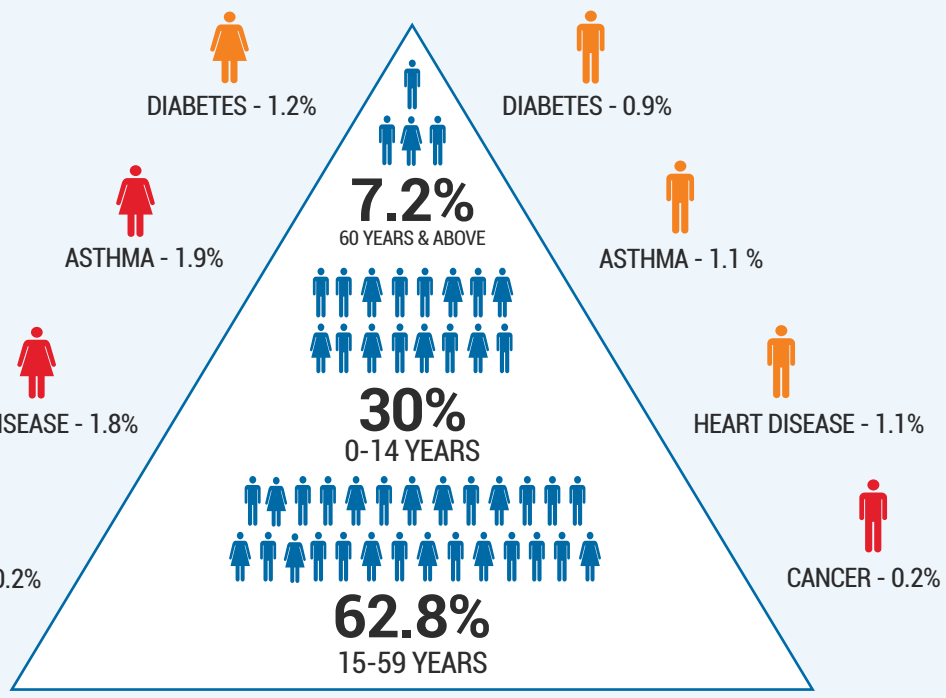
# MADHYA PRADESH

**236**  
per sq km

**POPULATION DENSITY**  
India : 382 per sq km

**RANK AMONG**  
21  
**18**  
**HEALTH INDIA INDEX**

**RANK AMONG**  
28  
**15**  
**SDG INDIA INDEX**

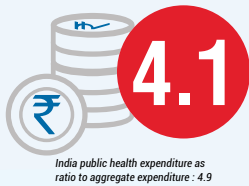


Self-reported diseases among those aged 15-49.

## PREPAREDNESS

### INVESTMENT

STATE PUBLIC HEALTH EXPENDITURE AS RATIO TO AGGREGATE EXPENDITURE



AVAILABILITY OF GOVERNMENT HOSPITAL BEDS



HEALTHCARE WORKERS

(Total physicians, nurses and midwives per 10,000)



## TECH RESPONSE



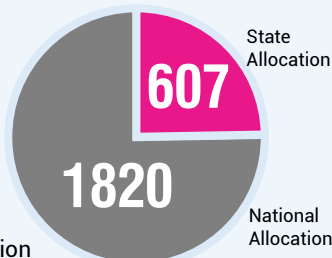
Smart city Bhopal has converted its Integrated Command and Control Centre into a data war room.. The seamless flow of information helps the different departments work in unison. The war room also houses a call centre to address all concerns.

## ECONOMIC RESPONSE: FISCAL RELIEF



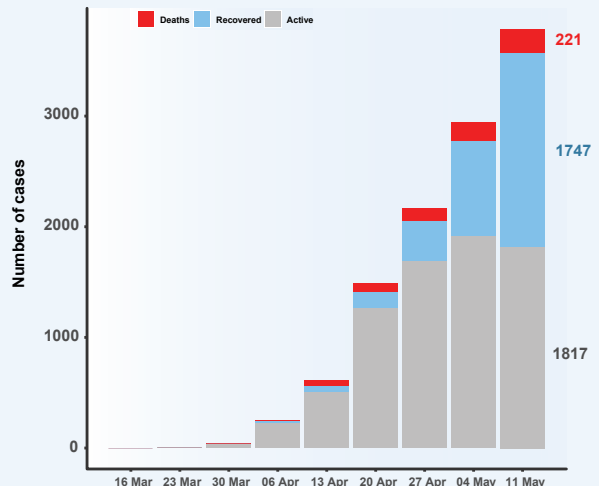
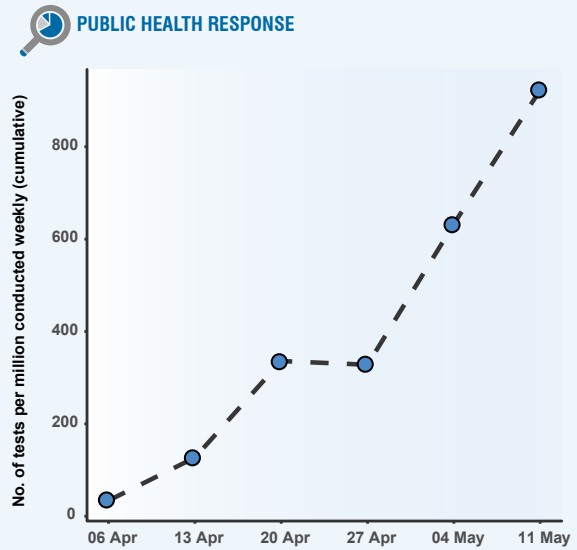
SIZE OF RELIEF PACKAGE (Rs. Crores)

**2427** Total Allocation



## RESPONSE

### PUBLIC HEALTH RESPONSE



### MIGRANT WORKERS

- Monetary relief of Rs. 1000 to all unorganised sector workers. Over Rs. 88 crore has already been transferred

### SUPPLY OF ESSENTIAL COMMODITIES

- Free ration available to all

### OTHER NOTABLE STEPS

- Essential Services Maintenance Act 1979 invokes, which prohibits anyone employed in essential services from refusing to work.
- Certain Scheduled Tribes would receive Rs 2000 per family.



# UTTAR PRADESH

**829**  
per sq km

## POPULATION DENSITY

India : 382 per sq km

RANK AMONG

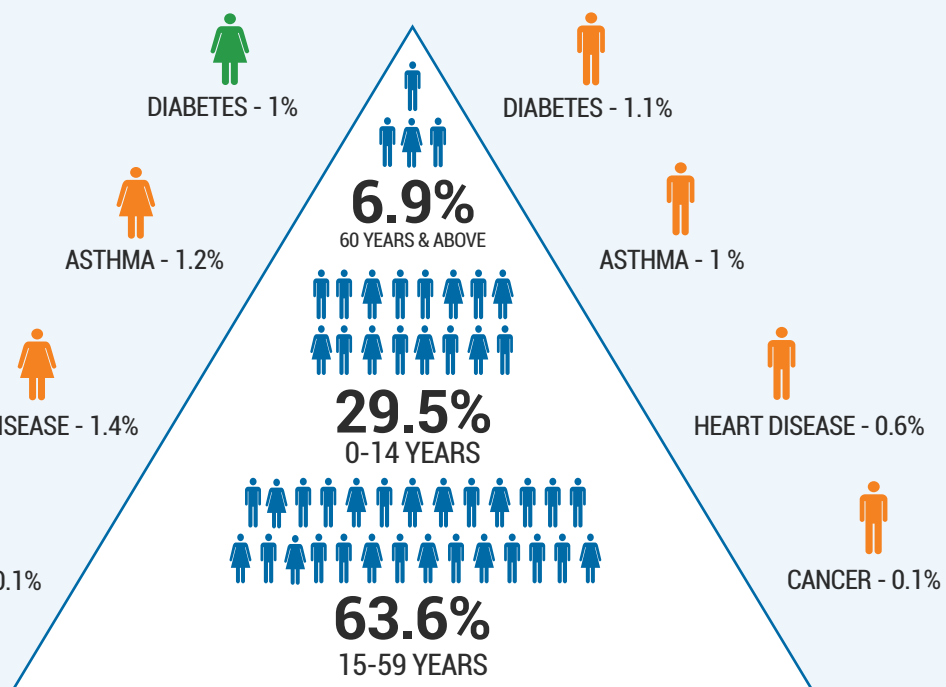
**21**

HEALTH INDIA INDEX

RANK AMONG

**24**

SDG INDIA INDEX



Self-reported diseases among those aged 15-49.

## PREPAREDNESS

### INVESTMENT

STATE PUBLIC HEALTH EXPENDITURE AS RATIO TO AGGREGATE EXPENDITURE

**4.6**

India public health expenditure as ratio to aggregate expenditure : 4.9

AVAILABILITY OF GOVERNMENT HOSPITAL BEDS

**3.33** Beds Per 10,000

HEALTHCARE WORKERS

(Total physicians, nurses and midwives per 10,000)

SDG Index Score **29**

## TECH RESPONSE



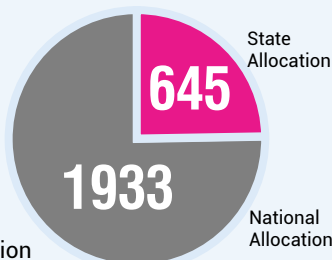
The state administration is providing food to all with the help of two platforms—Annapurna and Supply Mitra. The former gives location of free cooked items and food packets, while the latter is used to facilitate home delivery of groceries and other daily essential items, by providing the operating details of the traders and delivery boys involved. The E-Doctor Seva, a public-private partnership initiative in Agra, offers tele-video consultation facility.

## ECONOMIC RESPONSE: FISCAL RELIEF



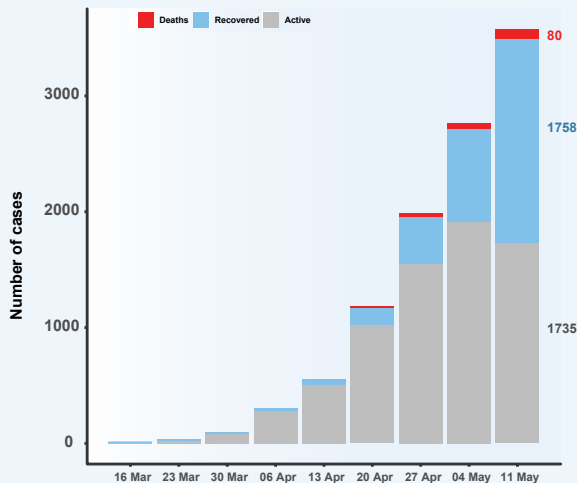
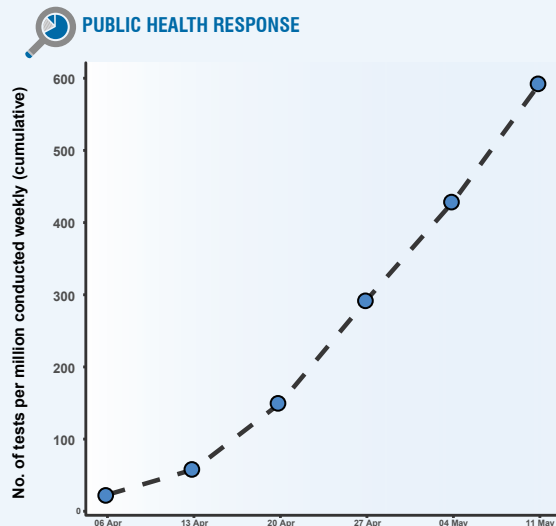
SIZE OF RELIEF PACKAGE (Rs. Crores)

**2578** Total Allocation



## RESPONSE

### PUBLIC HEALTH RESPONSE



### MIGRANT WORKERS

- Facilitating bringing back migrant workers home; providing them with shelter and rations. Rs. 1000/month direct cash support to 20.4 lakh registered construction workers, 15 lakh street vendors and other unregistered workers.

### SUPPLY OF ESSENTIAL COMMODITIES

- Universal access to the Public Distribution System from April 17 to June 30, irrespective of availability of ration card and Aadhaar card. Free ration to 1.65 crore registered construction workers and daily wage labourers in April.

### OTHER NOTABLE STEPS

- The state had no laboratory to test the Sars-CoV-2 pathogen when the first positive case was reported. It now has 10.



# UTTARAKHAND

**189**  
per sq km

## POPULATION DENSITY

India : 382 per sq km

RANK AMONG

21

**17**

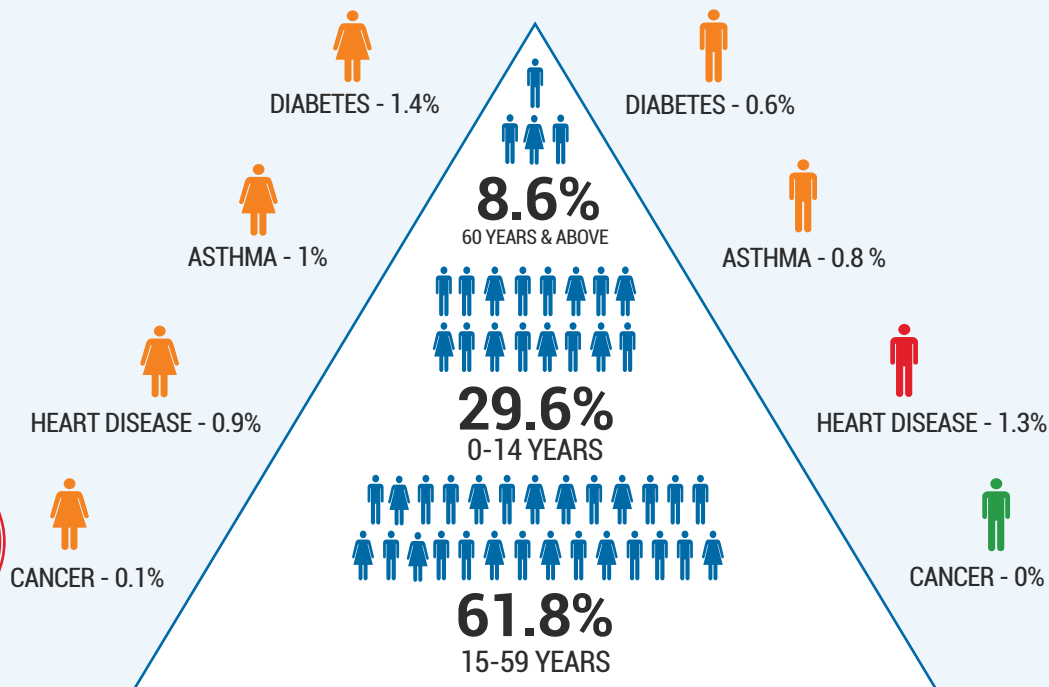
HEALTH INDIA INDEX

RANK AMONG

28

**11**

SDG INDIA INDEX



Self-reported diseases among those aged 15-49.

## PREPAREDNESS

### INVESTMENT

STATE PUBLIC HEALTH EXPENDITURE AS RATIO TO AGGREGATE EXPENDITURE

**5.2**

India public health expenditure as ratio to aggregate expenditure : 4.9

AVAILABILITY OF GOVERNMENT HOSPITAL BEDS

**7.68** Beds Per 10,000

HEALTHCARE WORKERS

(Total physicians, nurses and midwives per 10,000)

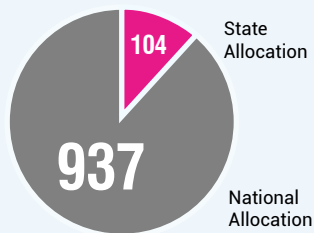
SDG Index Score **33**

## ECONOMIC RESPONSE: FISCAL RELIEF



SIZE OF RELIEF PACKAGE (Rs. Crores)

**1041** Total Allocation



### MIGRANT WORKERS

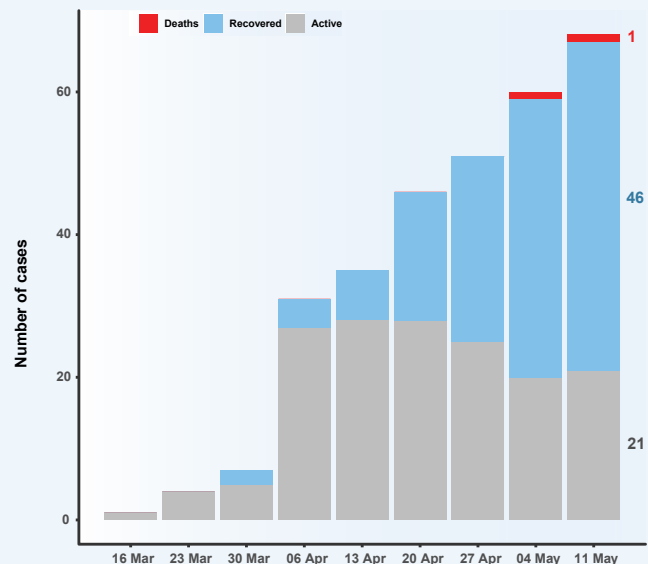
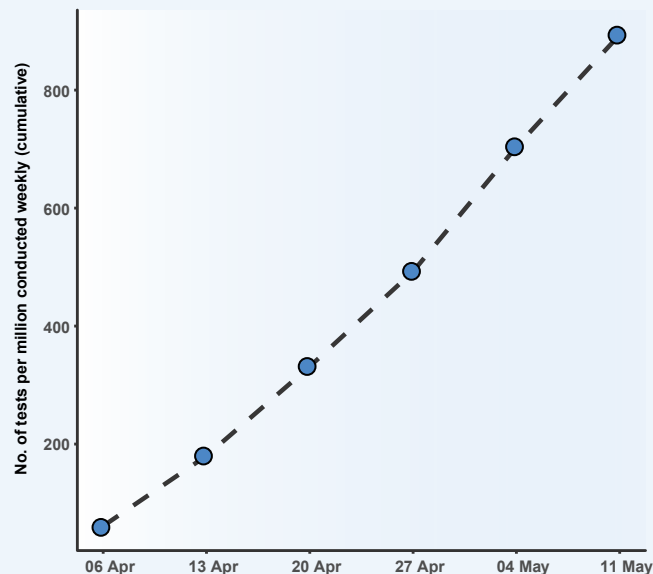
- Relief camps set up and food provided to migrant workers, and other poor and needy.

### SUPPLY OF ESSENTIAL COMMODITIES

- Select shops providing essential goods and most other stores open in 9 of 13 districts. Doorstep delivery of essentials allowed. Raids conducted at mandis and provision shops to check for illegal profiteering.

## RESPONSE

### PUBLIC HEALTH RESPONSE



# WEST INDIA



# DADRA AND NAGAR HAVELI

**700**  
per sq km

## POPULATION DENSITY

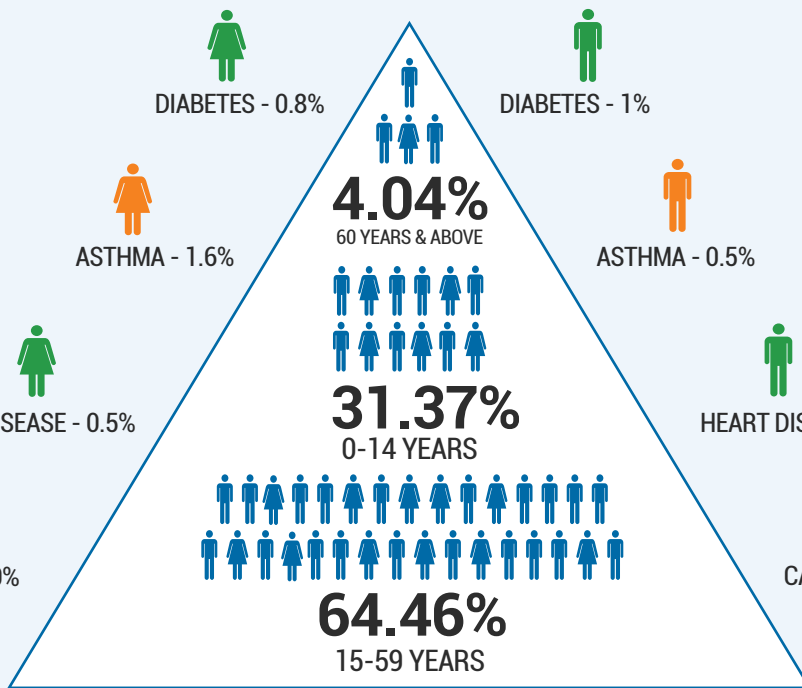
India : 382 per sq km



HEALTH INDIA INDEX




SDG INDIA INDEX



Self-reported diseases among those aged 15-49.

## PREPAREDNESS

### INVESTMENT



## TECH RESPONSE



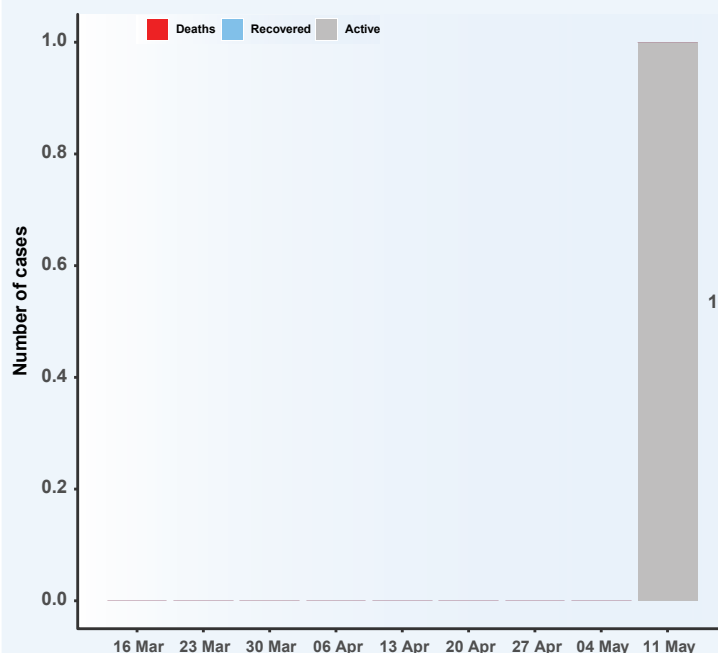
The administration launched the "Corona Tracer" app. The app provides local updates, serves as a self-assessment tool and can be used to alert authorities in case of emergencies. Applications for E-Pass permissions can also be made via the app.

## SUPPLY OF ESSENTIAL COMMODITIES

- The authorities have created a comprehensive directory that lists out the contact information of all operating essential services zone-wise. In addition to home delivery of groceries and medication, breakdown assistance for household equipment (electrical, plumbing) is also provided. Cash delivery and door-to-door ATM facilities are also provided.

## RESPONSE

### PUBLIC HEALTH RESPONSE



## OTHER NOTABLE STEPS

- The UT was integrated into the One-Nation, One-Ration national scheme on 1 May. The scheme allows beneficiaries to avail benefits across the country using one ration card.

# DAMAN AND DIU

**2191**  
per sq km

## POPULATION DENSITY

India : 382 per sq km

RANK AMONG

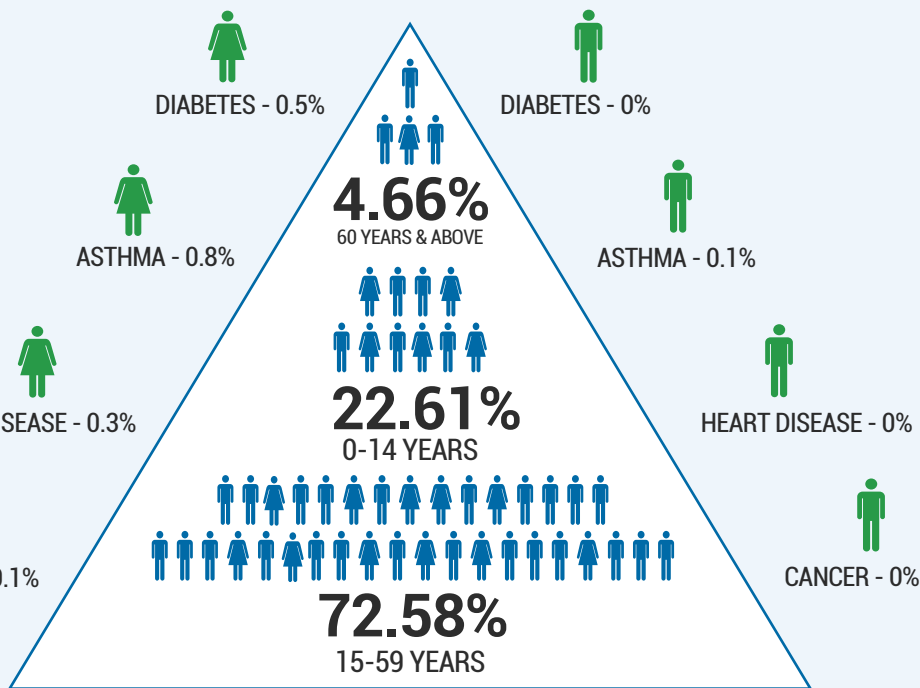


HEALTH INDIA INDEX

RANK AMONG



SDG INDIA INDEX



Self-reported diseases among those aged 15-49.

## PREPAREDNESS

### INVESTMENT



## TECH RESPONSE



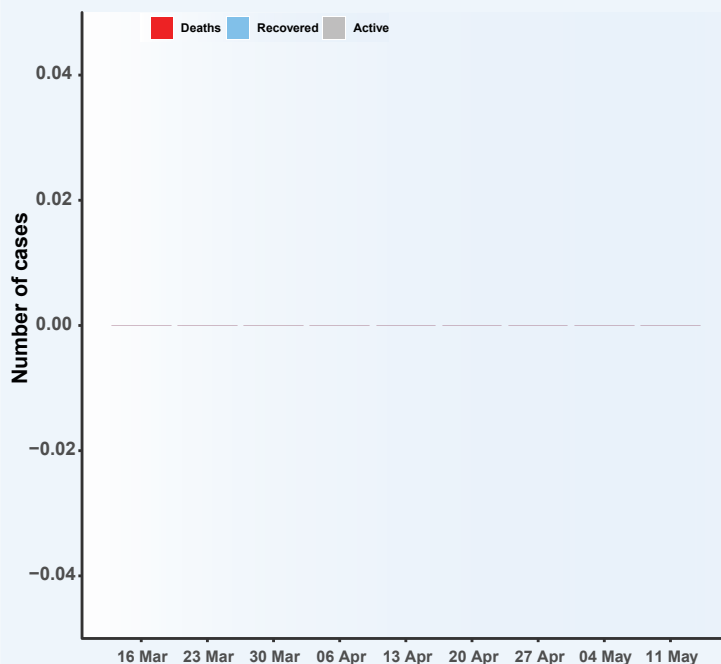
The administration launched the 'Corona Tracer' App. The app provides local updates, serves as a self-assessment tool and can be used to alert authorities in case of emergencies. Applications for E-pass permissions can also be made via the app.

## SUPPLY OF ESSENTIAL COMMODITIES

- The authorities have created a comprehensive directory that lists out the contact information of all operating essential services zone-wise. In addition to home delivery of groceries and medication, breakdown assistance for household equipment (electrical, plumbing) is also provided. Cash delivery and door-to-door ATM facilities are also provided.

## RESPONSE

### PUBLIC HEALTH RESPONSE



## OTHER NOTABLE STEPS

- The UT was integrated into the One-Nation, One-Ration national scheme on 1 May. The scheme allows beneficiaries to avail benefits across the country using one ration card.

# GOA

**394**  
per sq km

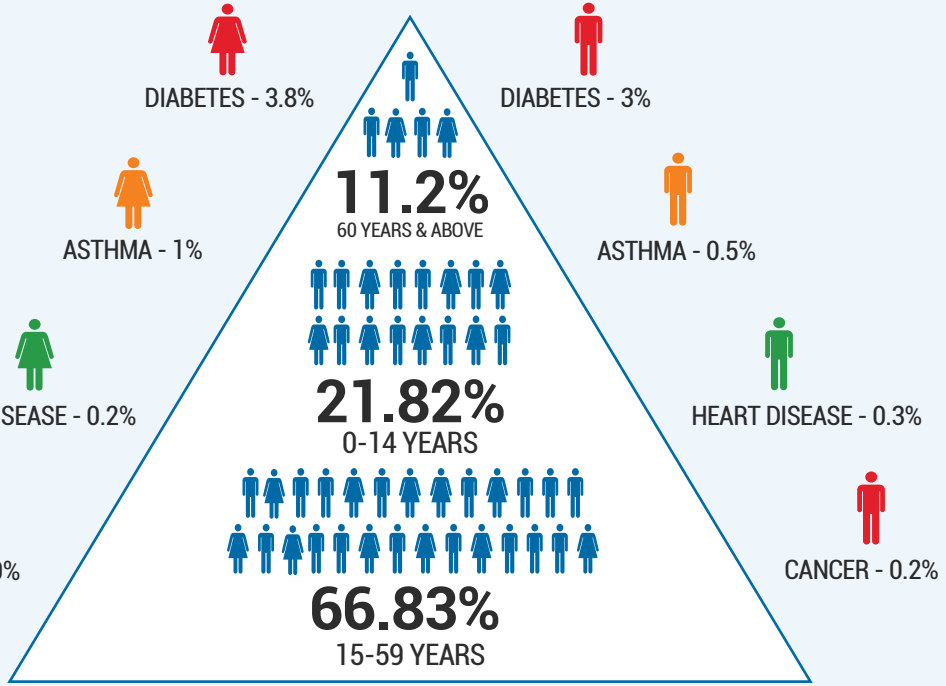
**POPULATION DENSITY**  
India : 382 per sq km



**HEALTH INDIA INDEX**



**SDG INDIA INDEX**



Self-reported diseases among those aged 15-49.


## PREPAREDNESS

### INVESTMENT

**STATE PUBLIC HEALTH EXPENDITURE AS RATIO TO AGGREGATE EXPENDITURE**



India public health expenditure as ratio to aggregate expenditure : 4.9



### HEALTHCARE WORKERS

(Total physicians, nurses and midwives per 10,000)



## TECH RESPONSE



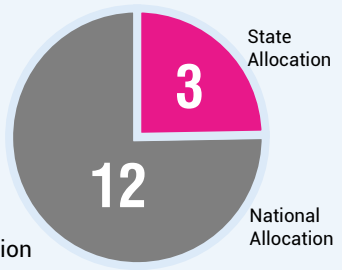
Goa was the first state to introduce a self-assessment app called 'Test Yourself' that helps users self-diagnose COVID-19 symptoms. The app includes real-time updates on cases, measures and preventions.

## ECONOMIC RESPONSE: FISCAL RELIEF



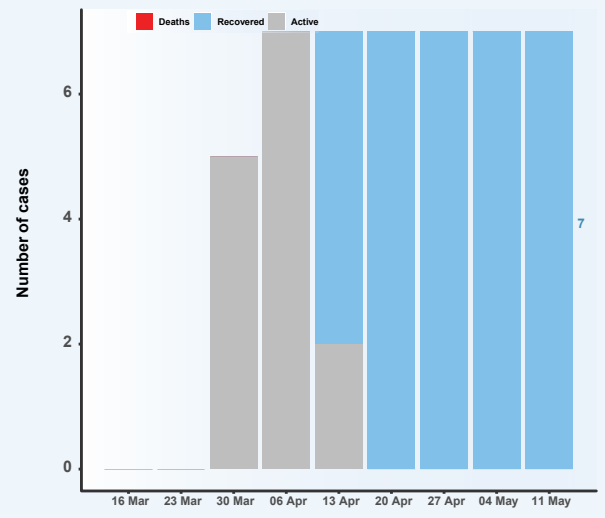
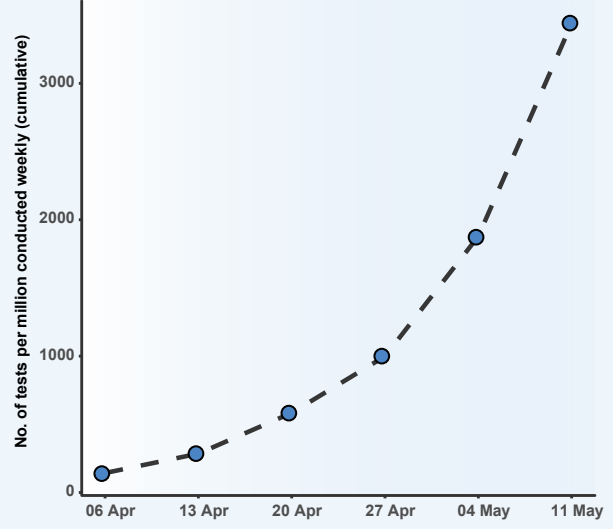
**SIZE OF RELIEF PACKAGE (Rs. Crores)**

**15** Total Allocation



## RESPONSE

### PUBLIC HEALTH RESPONSE



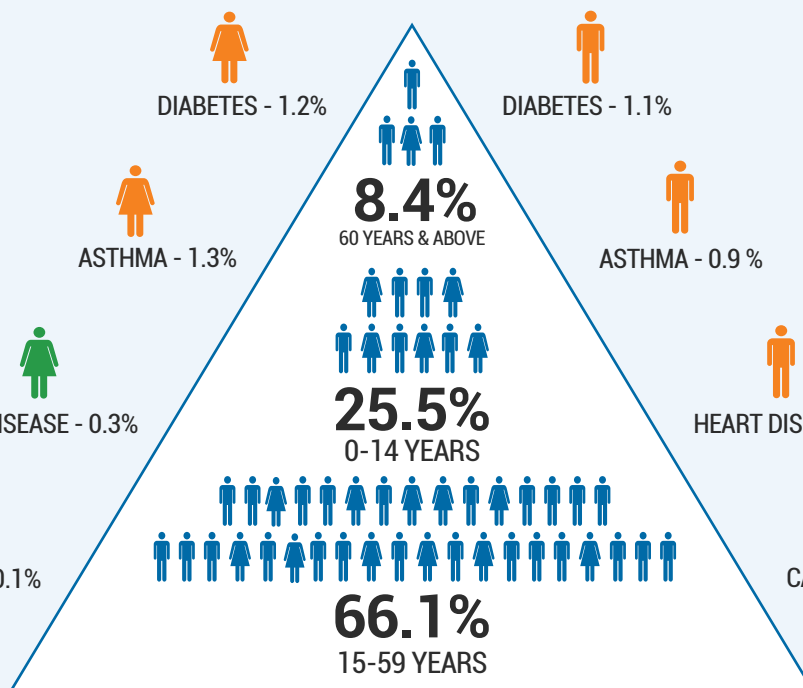
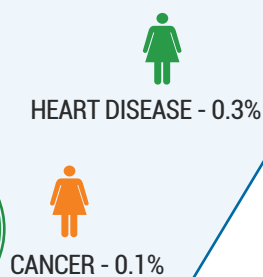
### MIGRANT WORKERS

- Migrant workers housed in government facilities with essential supplies and counseling sessions to counter rise in mental illness.

# GUJARAT



**POPULATION DENSITY**  
India : 382 per sq km

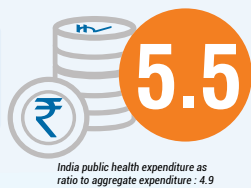


Self-reported diseases among those aged 15-49.

## PREPAREDNESS

### INVESTMENT

STATE PUBLIC HEALTH EXPENDITURE AS RATIO TO AGGREGATE EXPENDITURE



AVAILABILITY OF GOVERNMENT HOSPITAL BEDS



HEALTHCARE WORKERS

(Total physicians, nurses and midwives per 10,000)



## TECH RESPONSE



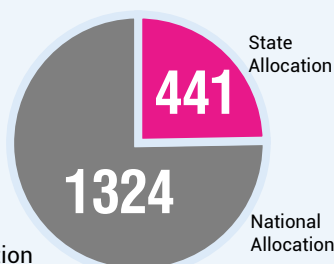
The state is using a GIS-based mobile application to monitor the movement of those advised to quarantine at home. Similar to the Centre's Quarantine Alert System, it alerts authorities if the person being monitored leaves quarantine.

## ECONOMIC RESPONSE: FISCAL RELIEF



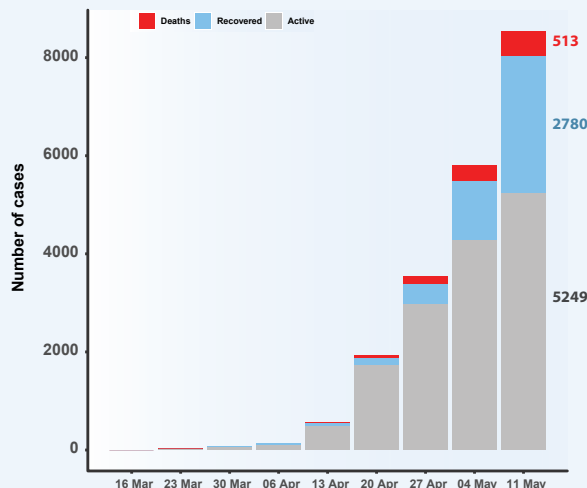
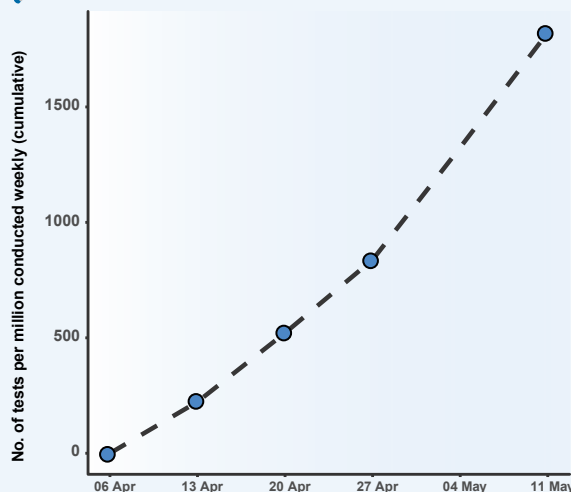
SIZE OF RELIEF PACKAGE (Rs. Crores)

**1765** Total Allocation



## RESPONSE

### PUBLIC HEALTH RESPONSE



### MIGRANT WORKERS

- Migrants housed in temporary shelters.
- Migrants having their own vehicles can apply for permission from the district collector and if approved, travel back to their hometowns.

### SUPPLY OF ESSENTIAL COMMODITIES

- Rs. 1000 transferred to families with ration cards and one month's supply of food grain provided for free.

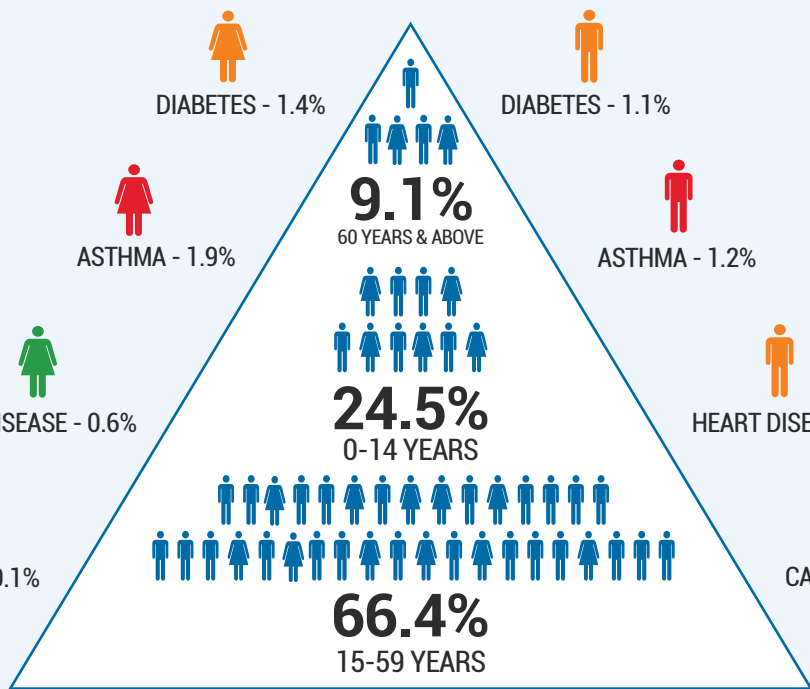
# MAHARASHTRA

**365**  
per sq km

**POPULATION DENSITY**  
India : 382 per sq km

RANK AMONG  
21  
**3**  
HEALTH INDIA INDEX

RANK AMONG  
28  
**10**  
SDG INDIA INDEX

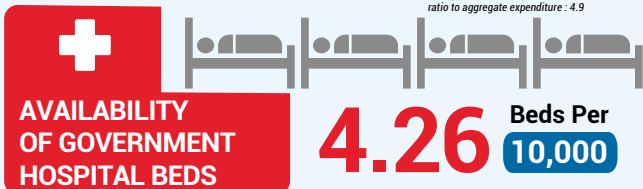
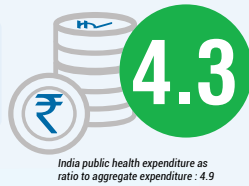


Self-reported diseases among those aged 15-49.

## PREPAREDNESS

### INVESTMENT

STATE PUBLIC HEALTH EXPENDITURE AS RATIO TO AGGREGATE EXPENDITURE



## TECH RESPONSE



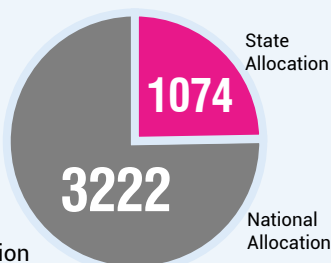
The Mahakavach app utilises both contact-tracing and quarantine-tracking features. The app restricts home quarantine to a digitally-mapped area, a technique called geo-fencing. The authorities are alerted in case the phone leaves this digitally-mapped boundary. People are required to provide regular selfie attendance, which is further crosschecked by facial recognition and maps to detect live images.

## ECONOMIC RESPONSE: FISCAL RELIEF



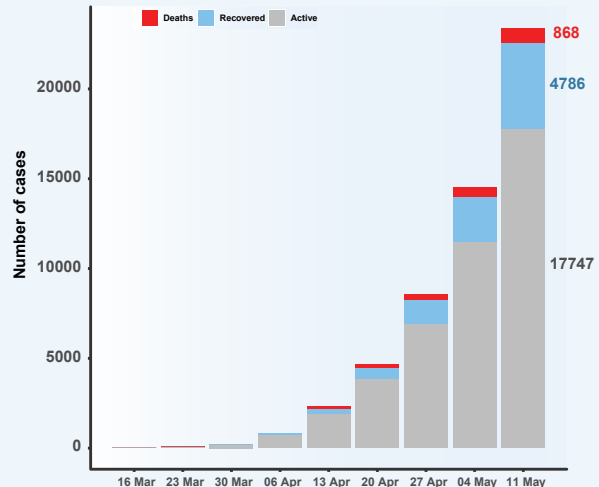
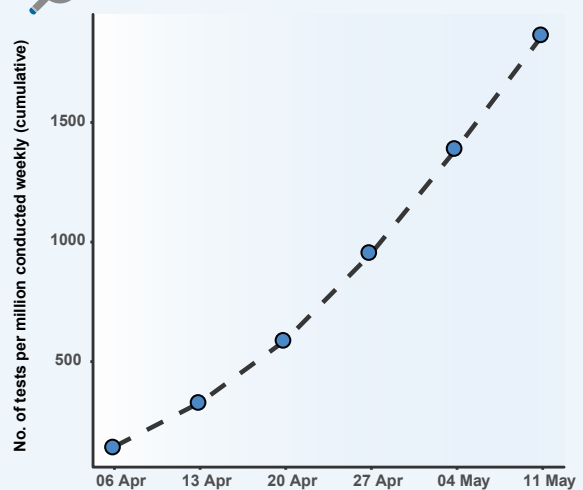
SIZE OF RELIEF PACKAGE (Rs. Crores)

**4296** Total Allocation



## RESPONSE

### PUBLIC HEALTH RESPONSE



### MIGRANT WORKERS

- 1.3 lakh stranded sugarcane workers allowed conditional intra-state travel. Rs. 2000 one-off monetary relief provided to migrant workers.

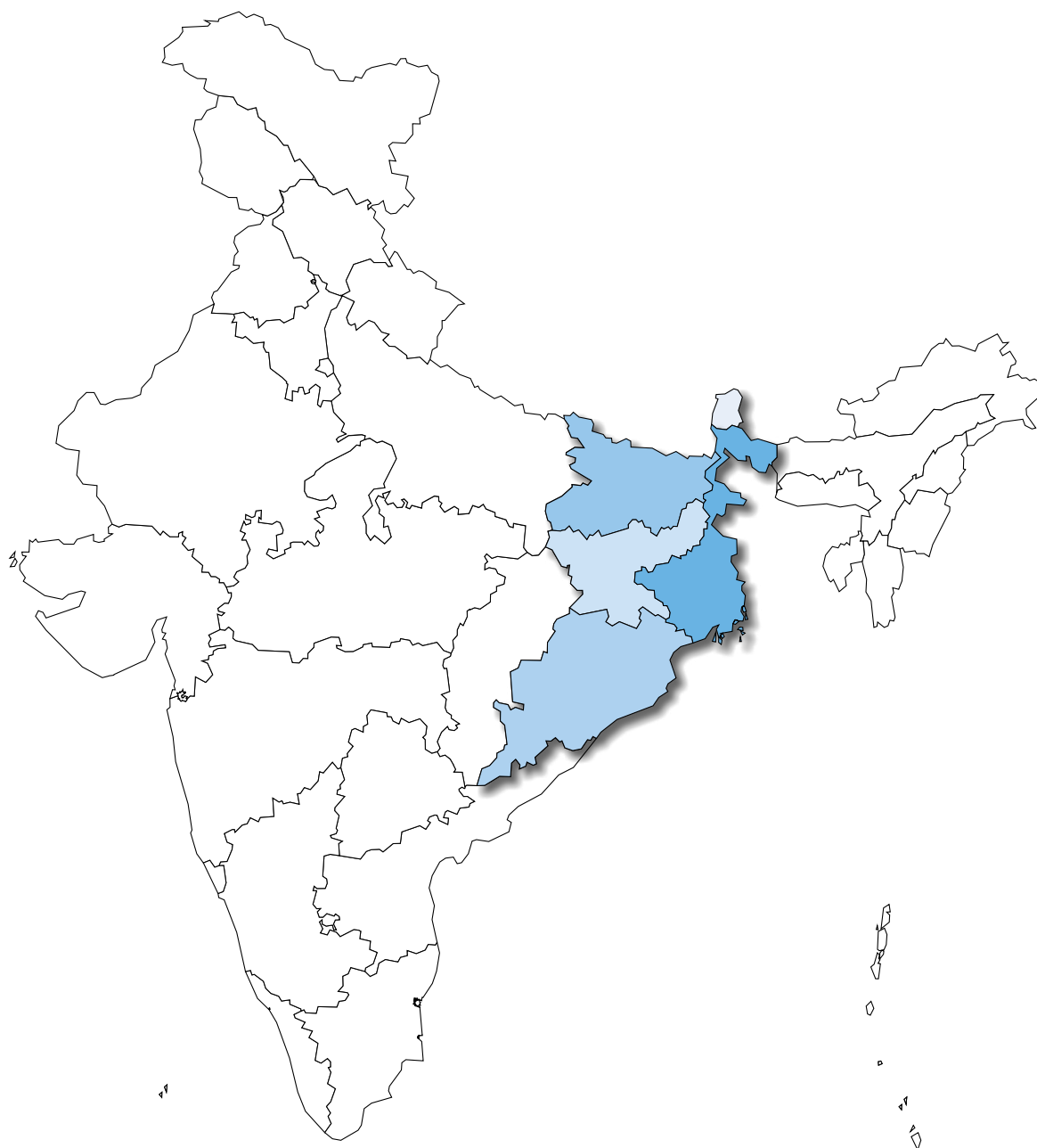
### SUPPLY OF ESSENTIAL COMMODITIES

- Subsidised ration available to saffron (APL) ration card holders

### OTHER NOTABLE STEPS

- State notification to defer rent collection for three months. No eviction will be allowed due to non-payment of rent during this period.

# EAST INDIA





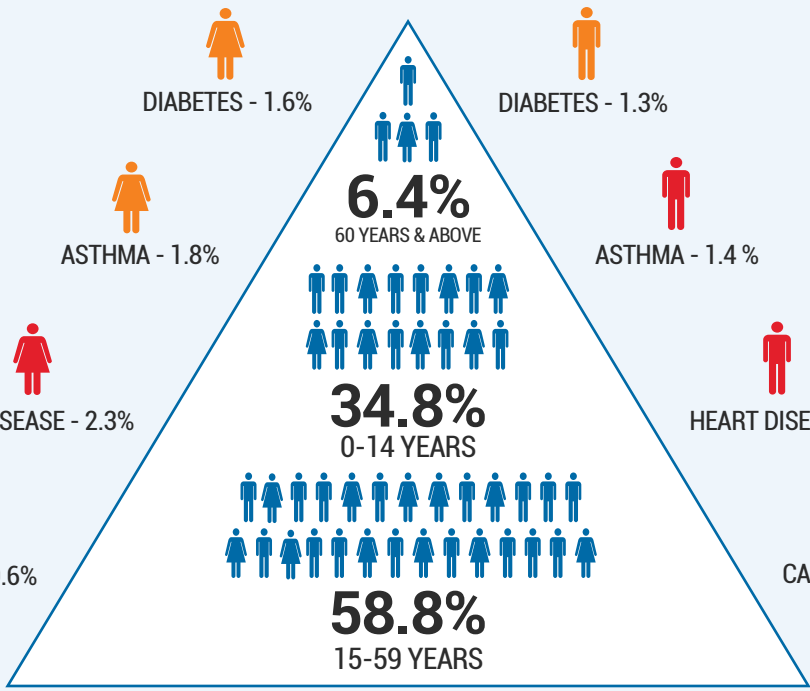
# BIHAR

**1106**  
per sq km

**POPULATION DENSITY**  
India : 382 per sq km

RANK AMONG  
**20**  
HEALTH INDIA INDEX

RANK AMONG  
**28**  
SDG INDIA INDEX

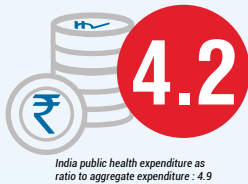


Self-reported diseases among those aged 15-49.

## PREPAREDNESS

### INVESTMENT

STATE PUBLIC HEALTH EXPENDITURE AS RATIO TO AGGREGATE EXPENDITURE



AVAILABILITY OF GOVERNMENT HOSPITAL BEDS



**0.98** Beds Per 10,000

HEALTHCARE WORKERS



SDG Index Score

**40**

(Total physicians, nurses and midwives per 10,000)

## TECH RESPONSE



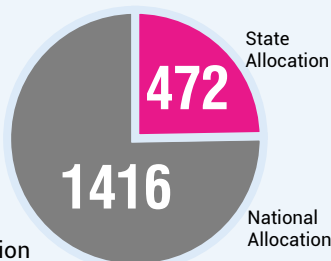
The government is using geo-fencing and geo-tagging technologies to identify stranded migrants and disburse emergency monetary relief to them.

## ECONOMIC RESPONSE: FISCAL RELIEF



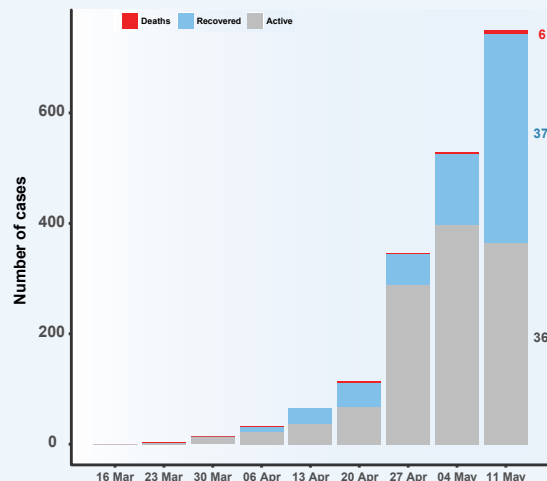
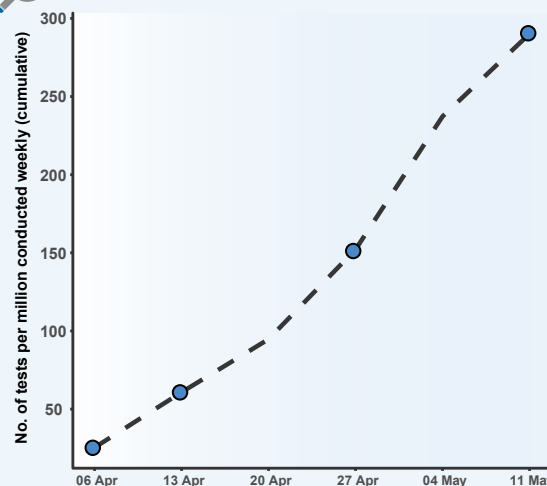
SIZE OF RELIEF PACKAGE (Rs. Crores)

**1888** Total Allocation



## RESPONSE

### PUBLIC HEALTH RESPONSE



### MIGRANT WORKERS

- Rs. 1000 provided as monetary relief and the state runs 10 food centres in Delhi to support stranded workers

### SUPPLY OF ESSENTIAL COMMODITIES

- Free ration for one month to ration card holders, Rs. 1000 one-off payment for families without ration cards.

### OTHER NOTABLE STEPS

- Direct benefits transfer to beneficiaries of the Mid-Day Meal Scheme. Corona Sahayata App for those stranded outside Bihar

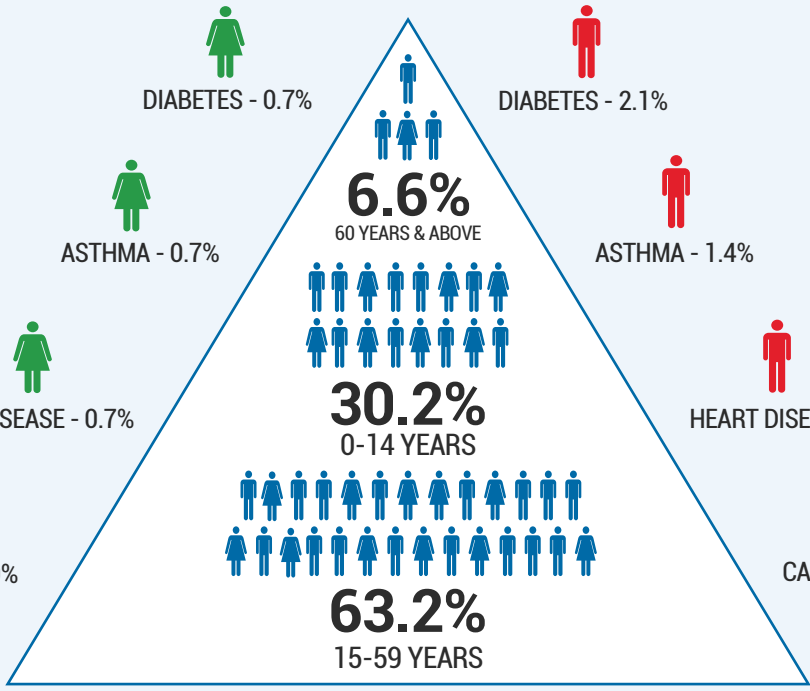
# JHARKHAND

**414**  
per sq km

**POPULATION DENSITY**  
India : 382 per sq km

RANK AMONG  
21  
**14**  
HEALTH INDIA INDEX

RANK AMONG  
28  
**27**  
SDG INDIA INDEX

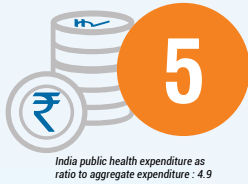


Self-reported diseases among those aged 15-49.

## PREPAREDNESS

### INVESTMENT

STATE PUBLIC HEALTH EXPENDITURE AS RATIO TO AGGREGATE EXPENDITURE



AVAILABILITY OF GOVERNMENT HOSPITAL BEDS

**2.89** Beds Per 10,000

HEALTHCARE WORKERS

(Total physicians, nurses and midwives per 10,000)



## TECH RESPONSE



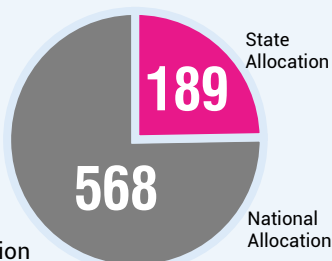
The police is using drones, CCTV cameras and automatic number plate recognition for surveillance and to enforce the lockdown in the containment and buffer zones. The government is also experimenting with a Co-Bot (collaborative robot) to transfer medicine and food from one bed to another, without needing health workers to attend to COVID-19 patients and risk infection.

## ECONOMIC RESPONSE: FISCAL RELIEF



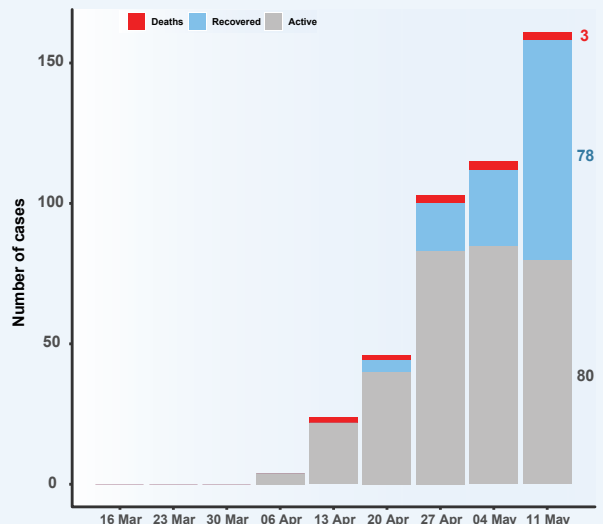
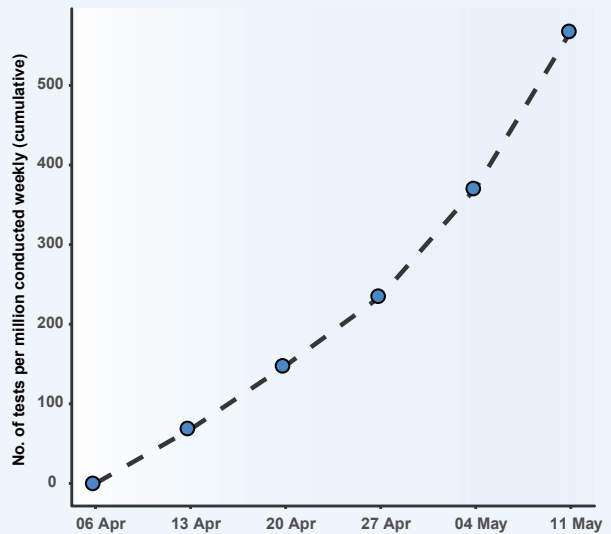
SIZE OF RELIEF PACKAGE (Rs. Crores)

**757** Total Allocation



## RESPONSE

### PUBLIC HEALTH RESPONSE



### MIGRANT WORKERS

- Launched the Chief Minister's Special Assistance Scheme, a mobile app to help register stranded workers. Rs. 1000 provided as monetary relief.

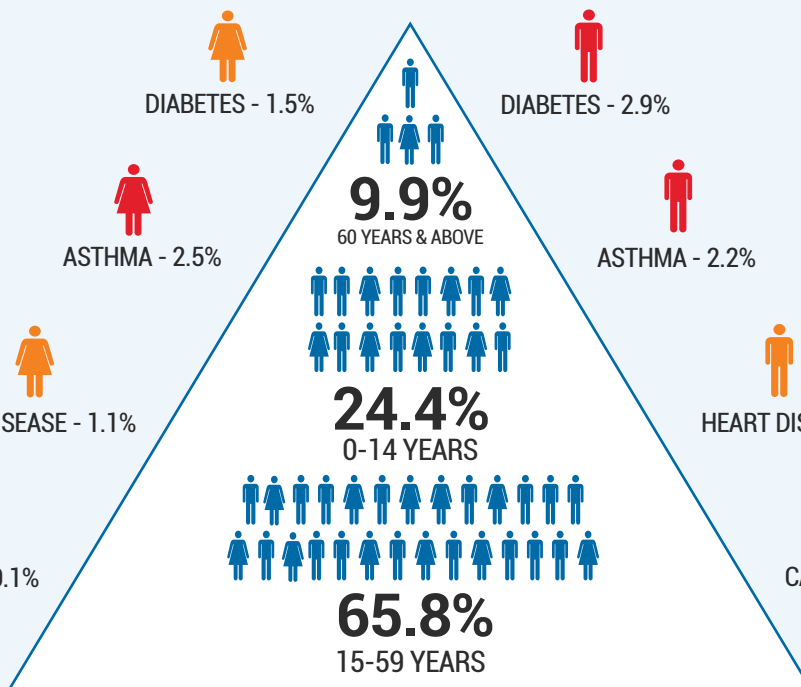
# ODISHA

**270**  
per sq km

**POPULATION DENSITY**  
India : 382 per sq km

RANK AMONG  
**21**  
**19**  
HEALTH INDIA INDEX

RANK AMONG  
**28**  
**16**  
SDG INDIA INDEX

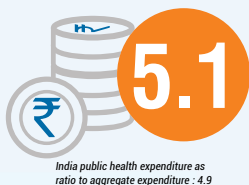


Self-reported diseases among those aged 15-49.

## PREPAREDNESS

### INVESTMENT

STATE PUBLIC HEALTH EXPENDITURE AS RATIO TO AGGREGATE EXPENDITURE



AVAILABILITY OF GOVERNMENT HOSPITAL BEDS



HEALTHCARE WORKERS

(Total physicians, nurses and midwives per 10,000)



## TECH RESPONSE



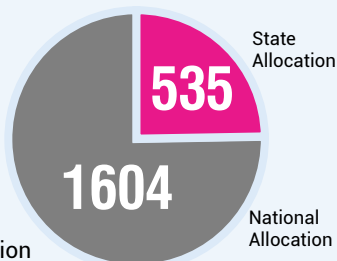
The public can find information about the Coronavirus and report violations of social distancing measures on the 'COVID-19 Odisha' app.

## ECONOMIC RESPONSE: FISCAL RELIEF



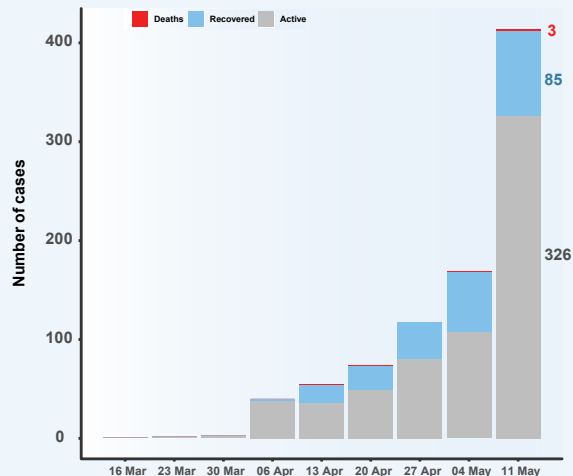
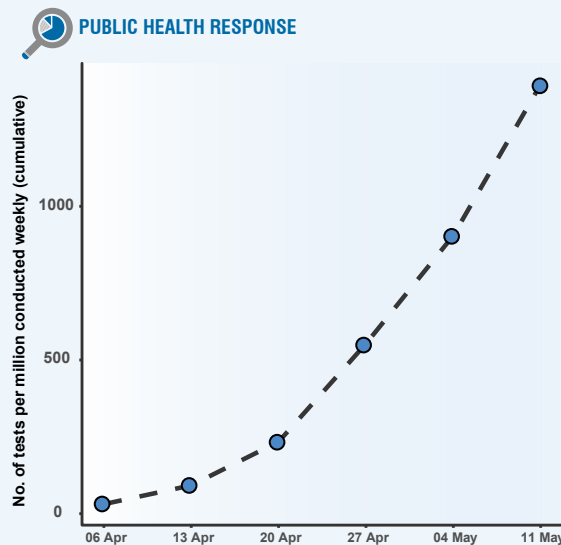
SIZE OF RELIEF PACKAGE (Rs. Crores)

**2139** Total Allocation



## RESPONSE

### PUBLIC HEALTH RESPONSE



### MIGRANT WORKERS

- Facilitated return of migrant workers stranded in Gujarat and other parts of the country. Set up a 30-line help centre for stranded workers. Formally launched a portal for registration of stranded workers to monitor COVID-19 spread.

### SUPPLY OF ESSENTIAL COMMODITIES

- National Food Security Act and State Food Security Scheme invoked to distribute rice, wheat, S.K. oil from April 1 to May 15.

### OTHER NOTABLE STEPS

- Announced special financial benefits for all social security beneficiaries; released three months' salary to all COVID-19 healthcare workers.

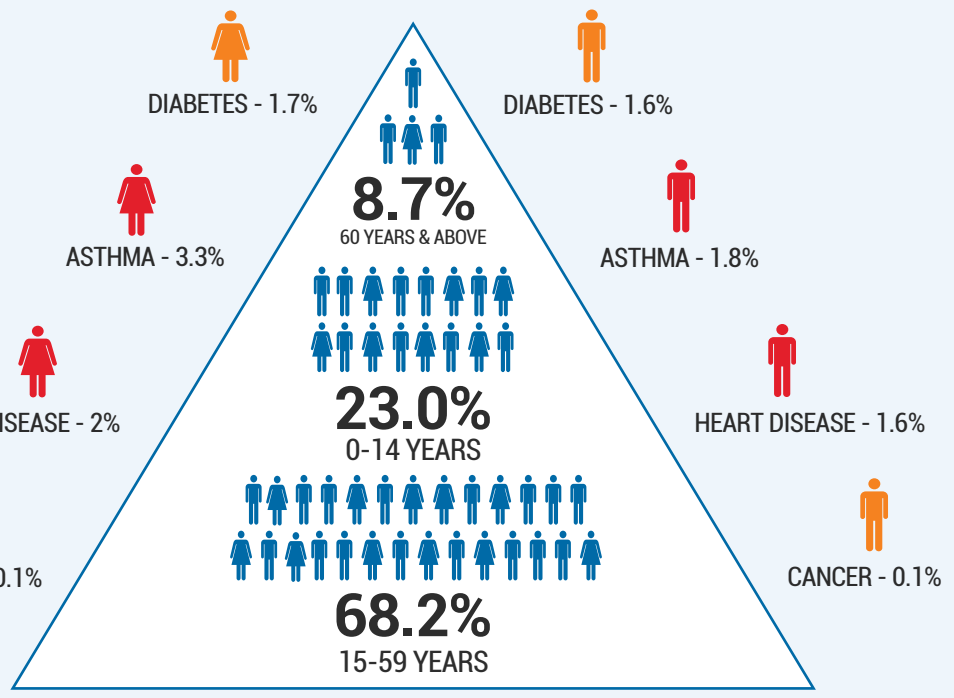
# WEST BENGAL

**1028**  
per sq km

**POPULATION DENSITY**  
India : 382 per sq km

RANK AMONG  
**11**  
HEALTH INDIA INDEX

RANK AMONG  
**14**  
SDG INDIA INDEX

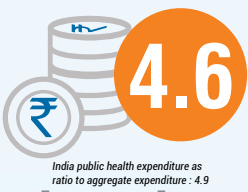


Self-reported diseases among those aged 15-49.

## PREPAREDNESS

### INVESTMENT

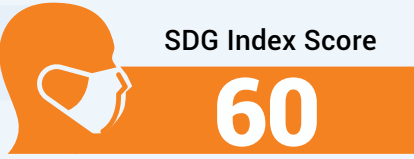
STATE PUBLIC HEALTH EXPENDITURE AS RATIO TO AGGREGATE EXPENDITURE



AVAILABILITY OF GOVERNMENT HOSPITAL BEDS



HEALTHCARE WORKERS



\*(Total physicians, nurses and midwives per 10,000)

## TECH RESPONSE

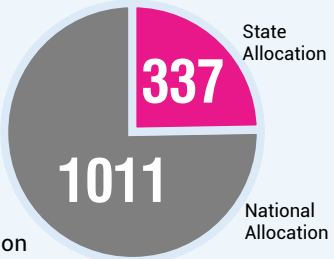


The state government has launched an app, Sandhane, to identify and treat patients in remote and rural areas. Sandhane will be used by ASHA health workers to record data of people in villages who show COVID-19 symptoms.

## ECONOMIC RESPONSE: FISCAL RELIEF

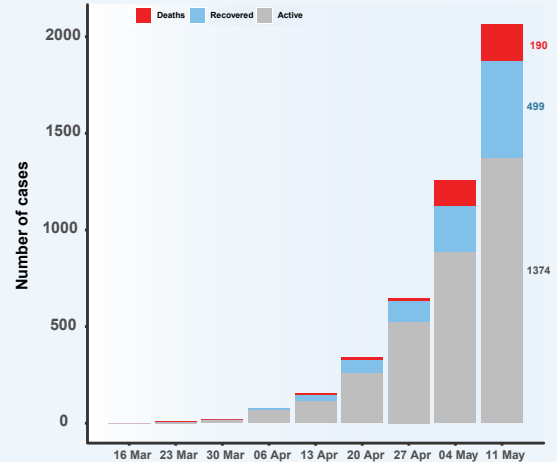
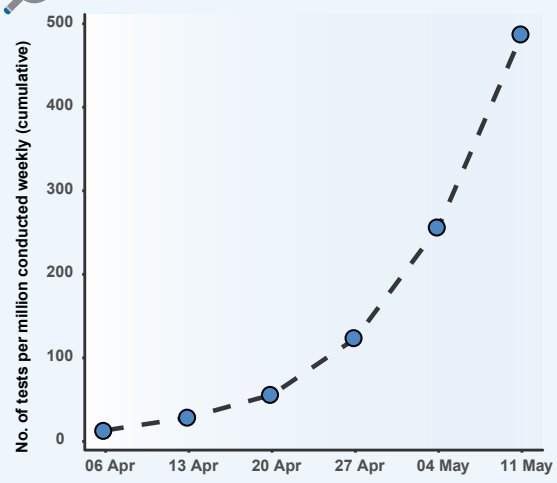


SIZE OF RELIEF PACKAGE (Rs. Crores)  
**1348** Total Allocation



## RESPONSE

### PUBLIC HEALTH RESPONSE



### MIGRANT WORKERS

- Temporary shelters created and food provided to migrant workers, and other poor and needy.

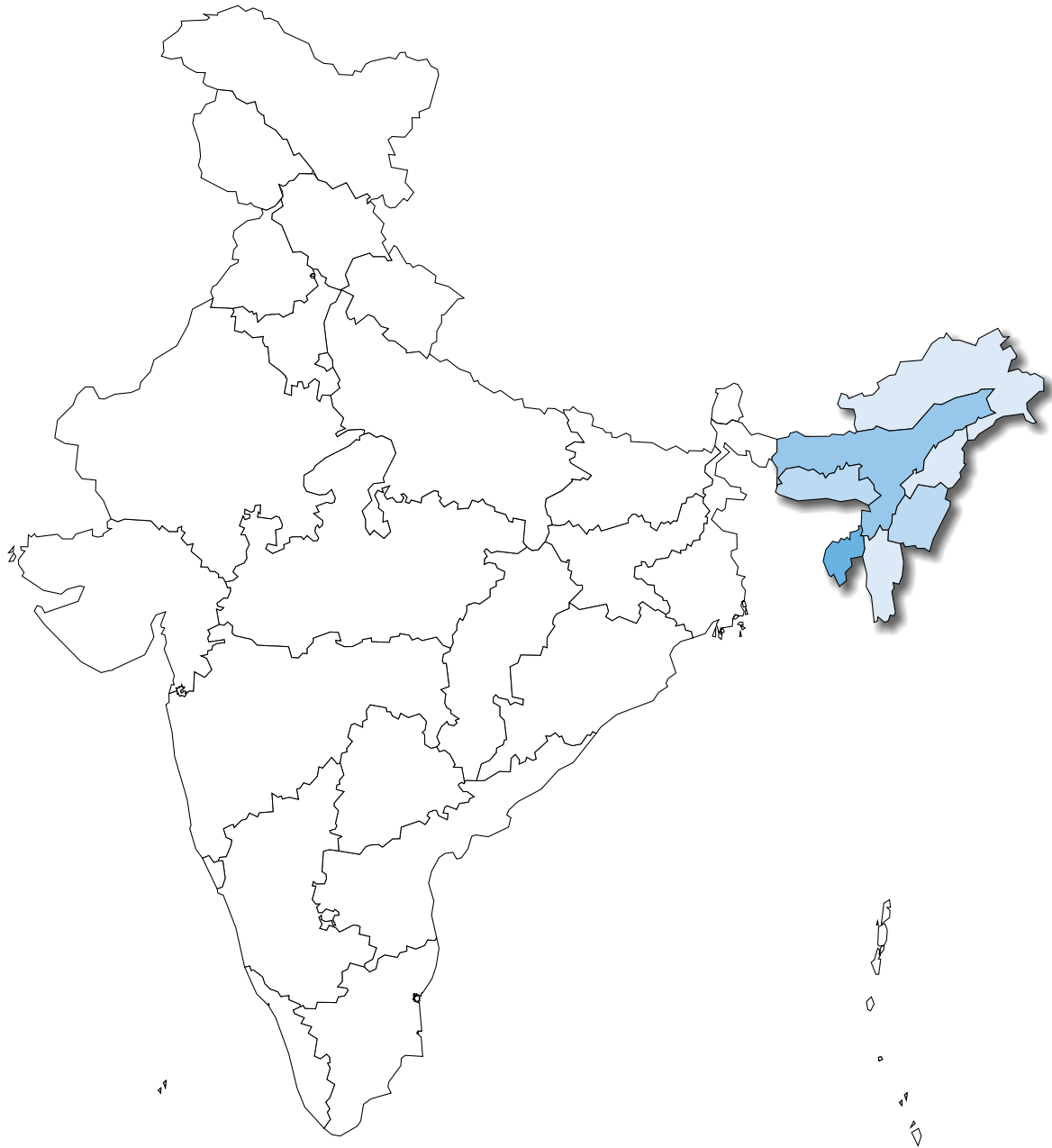
### SUPPLY OF ESSENTIAL COMMODITIES

- Free entitlement of wheat and rice to beneficiaries under food subsidy schemes through PDS from 1 April to 30 September (6 months).

### OTHER NOTABLE STEPS

- West Bengal State Emergency Relief Fund created on 23 March and state-wide austerity measures announced on 2 April.

# NORTH-EAST INDIA



# ARUNACHAL PRADESH



## POPULATION DENSITY

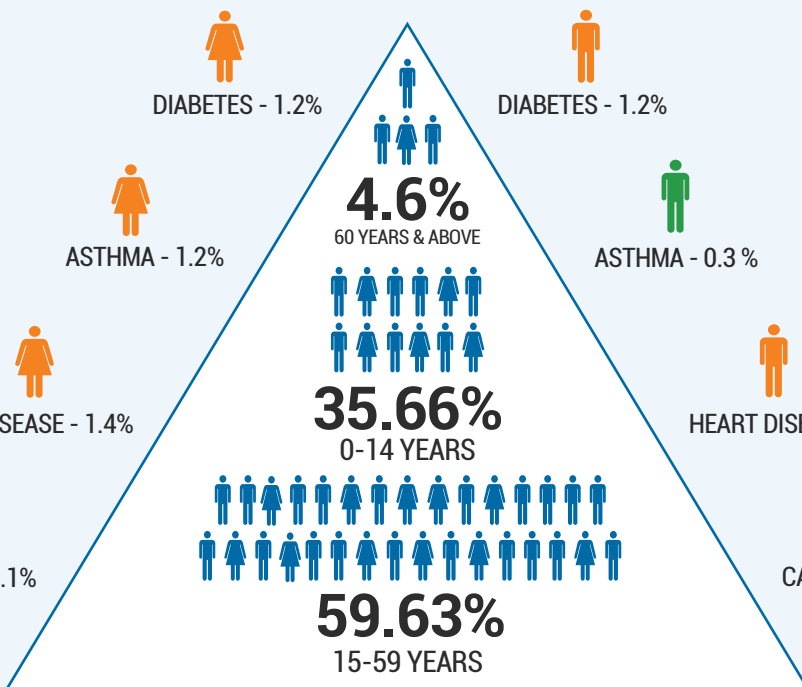
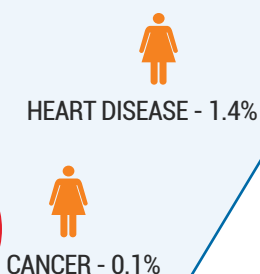
India : 382 per sq km



HEALTH INDIA INDEX



SDG INDIA INDEX

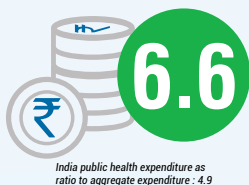


Self-reported diseases among those aged 15-49.

## PREPAREDNESS

### INVESTMENT

STATE PUBLIC HEALTH EXPENDITURE AS RATIO TO AGGREGATE EXPENDITURE



AVAILABILITY OF GOVERNMENT HOSPITAL BEDS



HEALTHCARE WORKERS

(Total physicians, nurses and midwives per 10,000)



## TECH RESPONSE

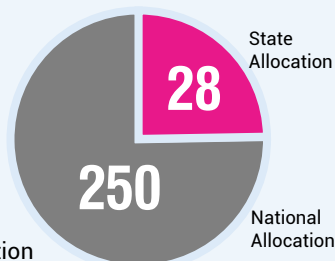


The state government has introduced apps like 'U Tell Us' and 'Dukan Dada' to supply groceries and essentials to citizens and limit outdoor exposure. The app delivers essentials 24x7.

## ECONOMIC RESPONSE: FISCAL RELIEF

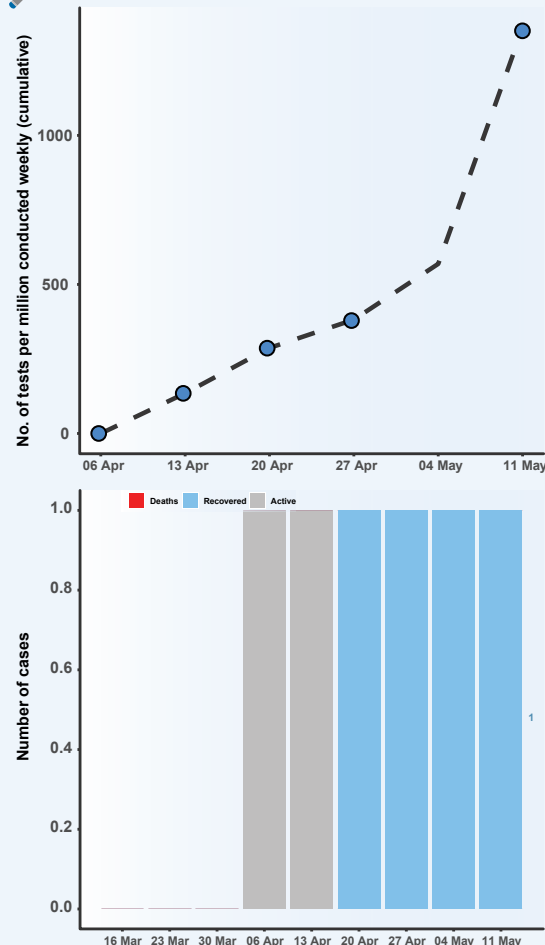


SIZE OF RELIEF PACKAGE (Rs. Crores)



## RESPONSE

### PUBLIC HEALTH RESPONSE



### MIGRANT WORKERS

- Online registration forms used to provide immediate monetary relief (Rs. 3500) to stranded individuals from Arunachal Pradesh.
- 46 relief camps set up and 25,000+ workers provided with food

### SUPPLY OF ESSENTIAL COMMODITIES

- Rs.1000 for 1,75,000+ BPL families. 44,000+ free LPG cylinders provided.

### OTHER NOTABLE STEPS

- Rs. 3000 paid over three months to senior citizens, needy widows and disabled residents.

# ASSAM

**398**  
per sq km

## POPULATION DENSITY

India : 382 per sq km

RANK AMONG

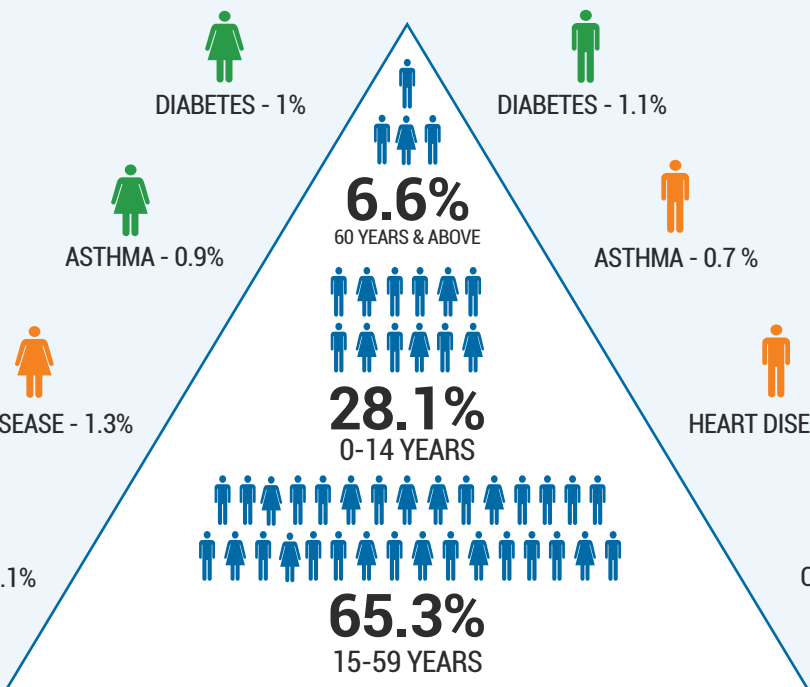
21  
**15**

HEALTH INDIA INDEX

RANK AMONG

28  
**23**

SDG INDIA INDEX

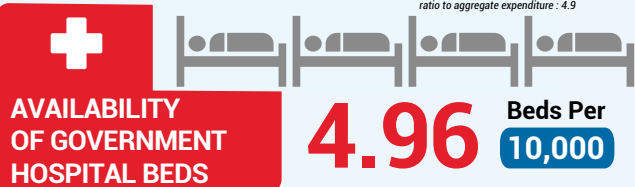
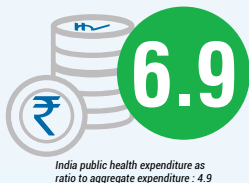


Self-reported diseases among those aged 15-49.

## PREPAREDNESS

### INVESTMENT

STATE PUBLIC HEALTH EXPENDITURE AS RATIO TO AGGREGATE EXPENDITURE



## TECH RESPONSE



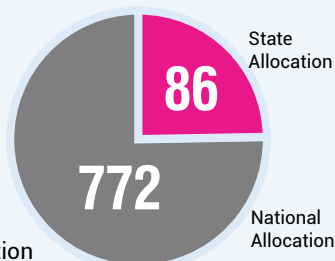
The state launched the COVAAS app to address all COVID-19 related issues. It posts regular updates and provides volunteering and helpline information. Applications for E-passes and request for help in case of emergencies can be made through the app.

## ECONOMIC RESPONSE: FISCAL RELIEF



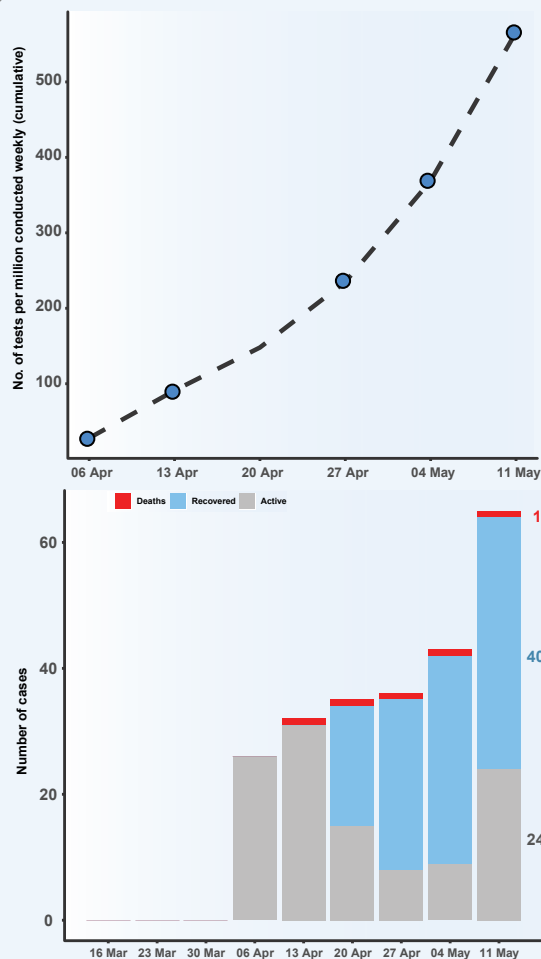
SIZE OF RELIEF PACKAGE (Rs. Crores)

**858** Total Allocation



## RESPONSE

### PUBLIC HEALTH RESPONSE



### MIGRANT WORKERS

- Government authorised three-day window for 'conditional movement' to help stranded intra-state workers.
- The 'Assam Cares' Initiative provides Rs. 2000 as monetary relief. 86,000 workers have already been paid.

### SUPPLY OF ESSENTIAL COMMODITIES

- Free rice to 58 lakh families (ration card holders). Rs. 1000 one-time transfer to families without a ration card.

### OTHER NOTABLE STEPS

- 40 lakh students provided with raw food materials in place of the mid-day meal scheme. US\$1000 provided to Assamese people stranded abroad

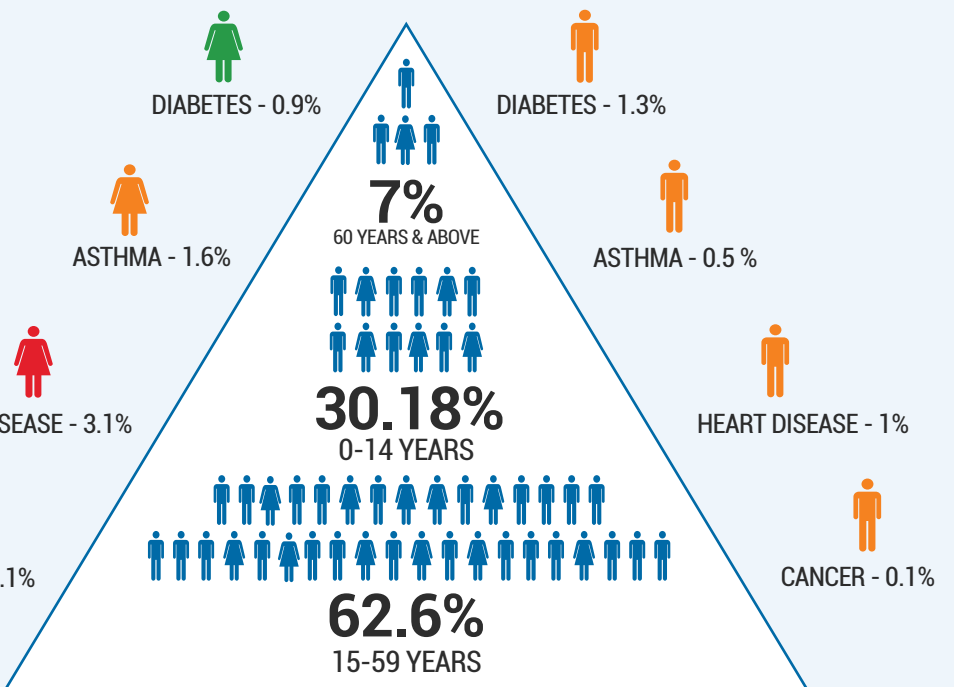


# MANIPUR

**128**  
per sq km

## POPULATION DENSITY

India : 382 per sq km

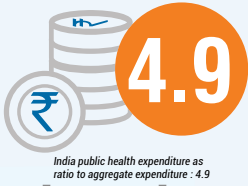


Self-reported diseases among those aged 15-49.

## PREPAREDNESS

### INVESTMENT

STATE PUBLIC HEALTH EXPENDITURE AS RATIO TO AGGREGATE EXPENDITURE

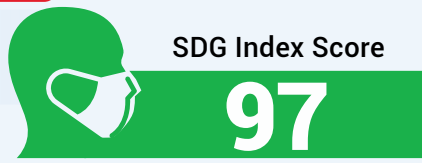


AVAILABILITY OF GOVERNMENT HOSPITAL BEDS



HEALTHCARE WORKERS

(Total physicians, nurses and midwives per 10,000)

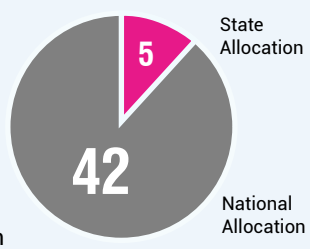


## ECONOMIC RESPONSE: FISCAL RELIEF



SIZE OF RELIEF PACKAGE (Rs. Crores)

**47** Total Allocation



### MIGRANT WORKERS

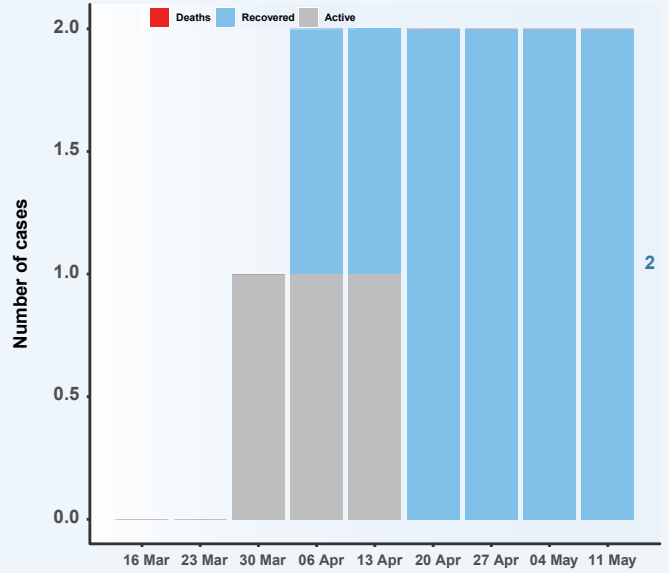
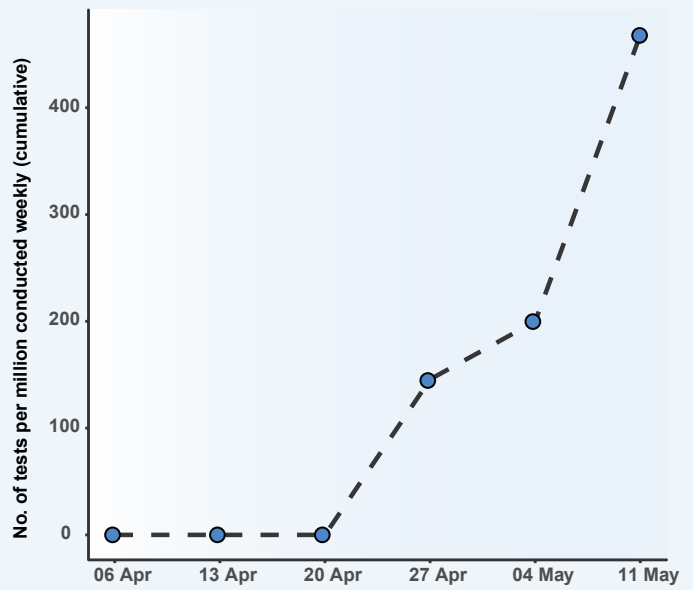
- Financial aid of Rs. 2000 from CM's Relief Fund transferred to the bank accounts of those stranded outside the state.

### SUPPLY OF ESSENTIAL COMMODITIES

- Select grocery stores providing essential goods are open, with doorstep delivery of essential goods in all districts.

## RESPONSE

### PUBLIC HEALTH RESPONSE





# MEGHALAYA

**132**  
per sq km

## POPULATION DENSITY

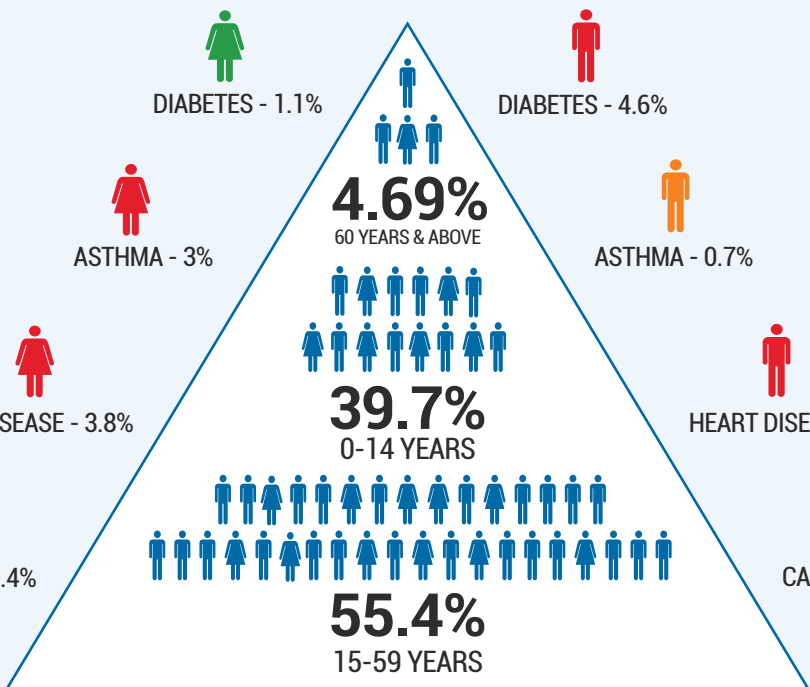
India : 382 per sq km



HEALTH INDIA INDEX



SDG INDIA INDEX

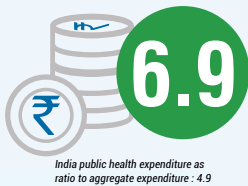


Self-reported diseases among those aged 15-49.

## PREPAREDNESS

### INVESTMENT

STATE PUBLIC HEALTH EXPENDITURE AS RATIO TO AGGREGATE EXPENDITURE

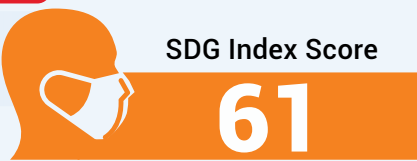


AVAILABILITY OF GOVERNMENT HOSPITAL BEDS

**13.6** Beds Per 10,000

HEALTHCARE WORKERS

(Total physicians, nurses and midwives per 10,000)

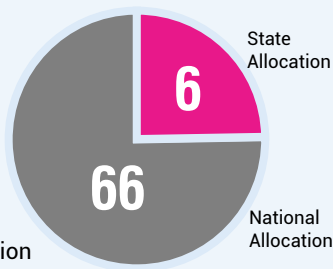


## ECONOMIC RESPONSE: FISCAL RELIEF



SIZE OF RELIEF PACKAGE (Rs. Crores)

**73** Total Allocation



### MIGRANT WORKERS

- Distribution of Rs. 3000 one-time financial assistance for 10,287 citizens stranded outside the state is underway.

### SUPPLY OF ESSENTIAL COMMODITIES

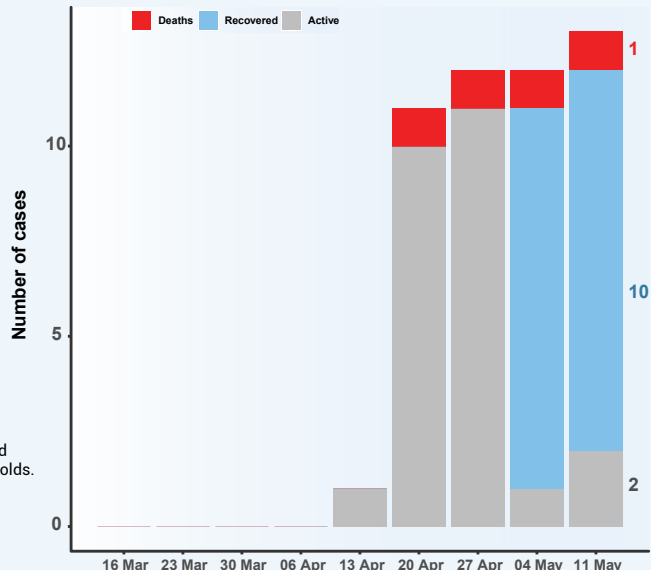
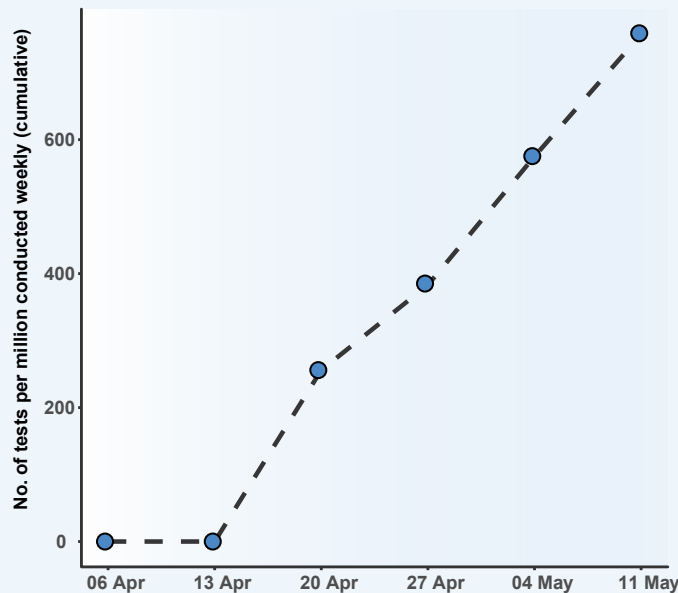
- Food grain distribution to 21,45,145 National Food Security Act and 7,72,694 non-National Food Security Act beneficiaries for April is done, and is ongoing for May.

### OTHER NOTABLE STEPS

- Benefits provisioned under other schemes, including PM Kisan (Rs. 2000 to 87,187 farmers), PM Jan Dhan Yojana (Rs. 1500 to 3,01,428 women), and to building and construction workers, unorganised sector workers. Provision kits for quarantined households.

## RESPONSE

### PUBLIC HEALTH RESPONSE

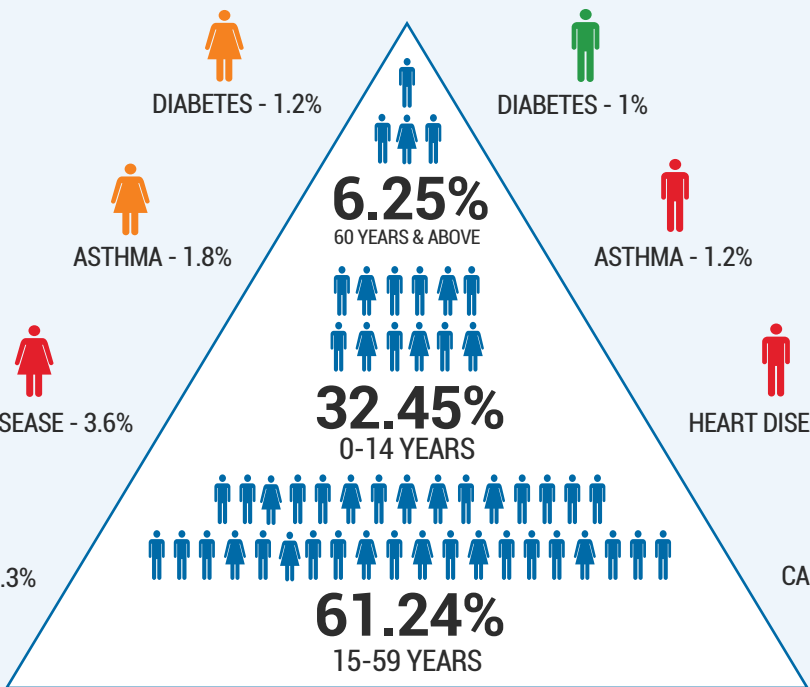


# MIZORAM

**52**  
per sq km

## POPULATION DENSITY

India : 382 per sq km

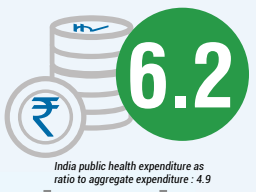


Self-reported diseases among those aged 15-49.

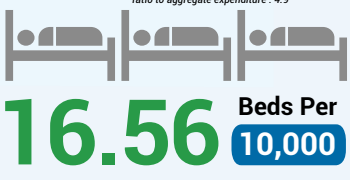
## PREPAREDNESS

### INVESTMENT

STATE PUBLIC HEALTH EXPENDITURE AS RATIO TO AGGREGATE EXPENDITURE



AVAILABILITY OF GOVERNMENT HOSPITAL BEDS



HEALTHCARE WORKERS



(Total physicians, nurses and midwives per 10,000)

## TECH RESPONSE



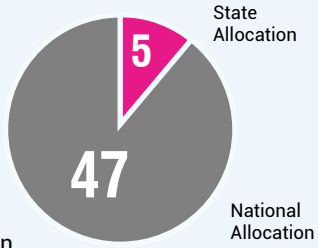
The government has launched the mCOVID-19 app, which provides national and global updates on the deadly virus in Mizo language.

## ECONOMIC RESPONSE: FISCAL RELIEF



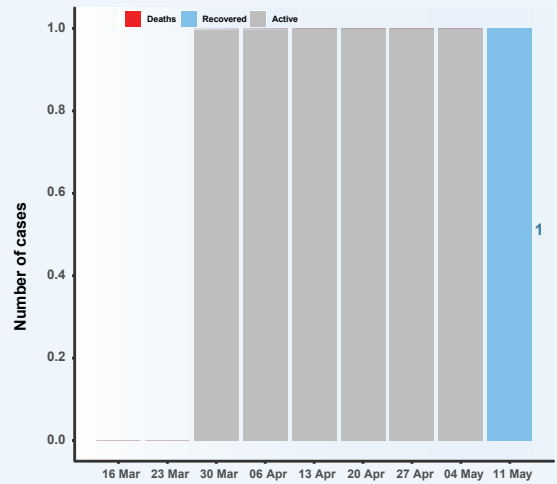
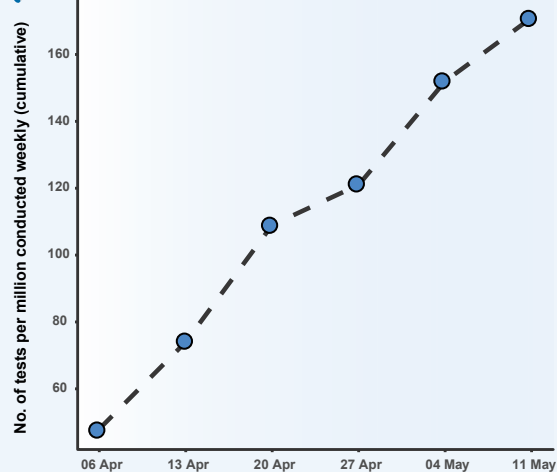
SIZE OF RELIEF PACKAGE (Rs. Crores)

**52** Total Allocation



## RESPONSE

### PUBLIC HEALTH RESPONSE



#### MIGRANT WORKERS

- Mizoram's Home Department has ordered district-level task forces on COVID-19 to monitor relief measures for stranded migrant workers, and provide them with food and shelter.

#### SUPPLY OF ESSENTIAL COMMODITIES

- Online app mPASS was set up to register vehicles transporting essential and non-essential commodities from within and outside the state. Helpline for farmers and mobile app (mCOVID-19) set up. The task force on agriculture distributed seeds to village-level task forces, who distributed among farmers in the state.

#### OTHER NOTABLE STEPS

- The CM's Relief Fund has sanctioned, a total of Rs. 62,08,500 across 10 districts for onward distribution to COVID-19 workers.

# NAGALAND

**119**  
per sq km

## POPULATION DENSITY

India : 382 per sq km

RANK AMONG

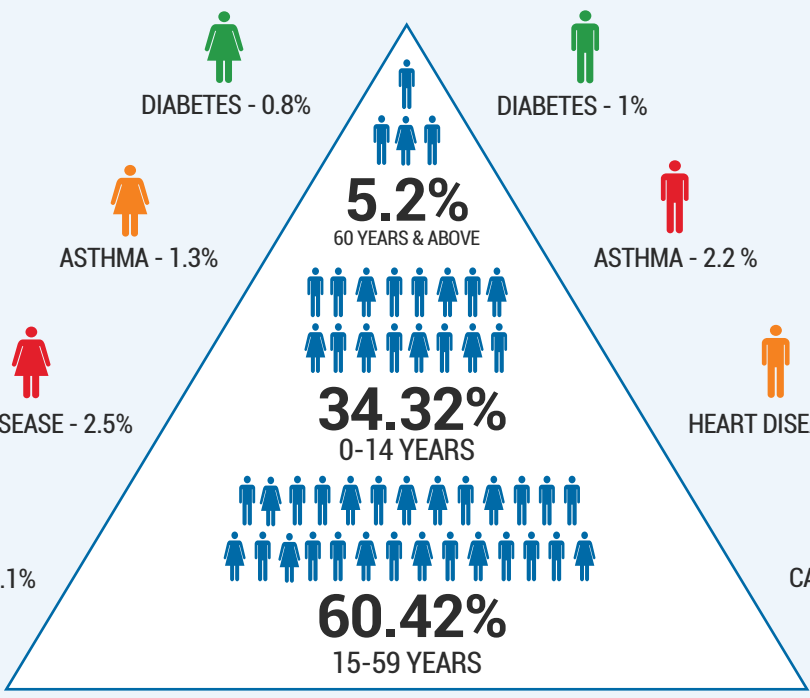
**8**

HEALTH INDIA INDEX

RANK AMONG

**19**

SDG INDIA INDEX



Self-reported diseases among those aged 15-49.

## PREPAREDNESS

### INVESTMENT

STATE PUBLIC HEALTH EXPENDITURE AS RATIO TO AGGREGATE EXPENDITURE

**5.6**

India public health expenditure as ratio to aggregate expenditure : 4.9

AVAILABILITY OF GOVERNMENT HOSPITAL BEDS

**8.59** Beds Per 10,000

HEALTHCARE WORKERS

(Total physicians, nurses and midwives per 10,000)

SDG Index Score **0**

## TECH RESPONSE



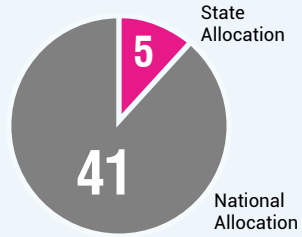
The State has launched a self-declaration nCOVID-19 app to curb community spread. All persons entering the state after 6 March must register on the app, following which their phone GPS is used to monitor their movement and any health changes.

## ECONOMIC RESPONSE: FISCAL RELIEF



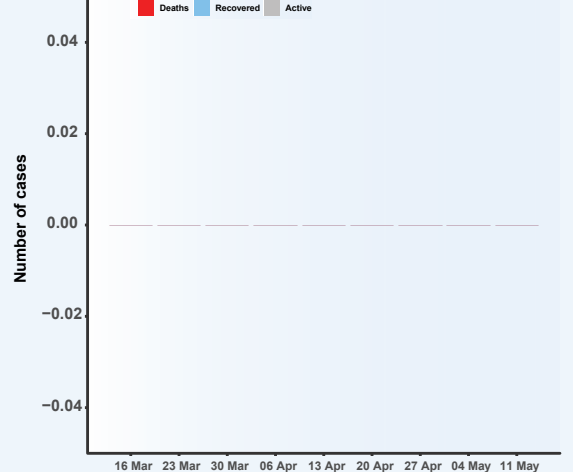
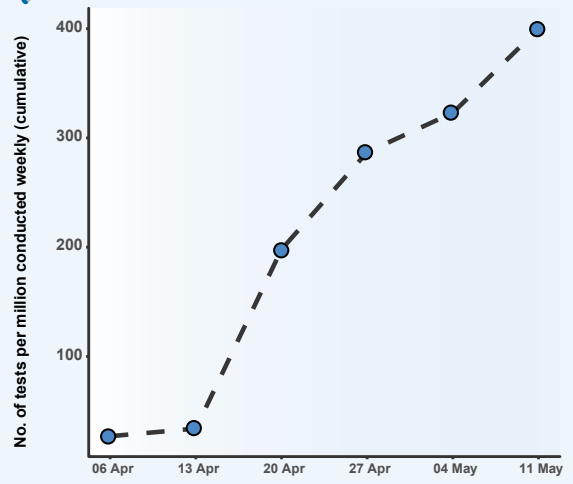
SIZE OF RELIEF PACKAGE (Rs. Crores)

**46** Total Allocation



## RESPONSE

### PUBLIC HEALTH RESPONSE



### MIGRANT WORKERS

- Essential food packages to daily wage earners and migrant workers provided; 1.2 lakh helped. Announcement of a special package for distressed stranded citizens outside of Nagaland; 9800 verified applicants, Rs. 1.63 CR disbursed.

### SUPPLY OF ESSENTIAL COMMODITIES

- Select shops providing essentials and dhabas at strategic locations remained open. Doorstep delivery of food from restaurants/food outlets and of essential goods allowed.

### OTHER NOTABLE STEPS

- Relief extended to families affected by thunderstorms. Social security schemes (mid-day meal, MGNREGA etc.) to resume.

# SIKKIM



## POPULATION DENSITY

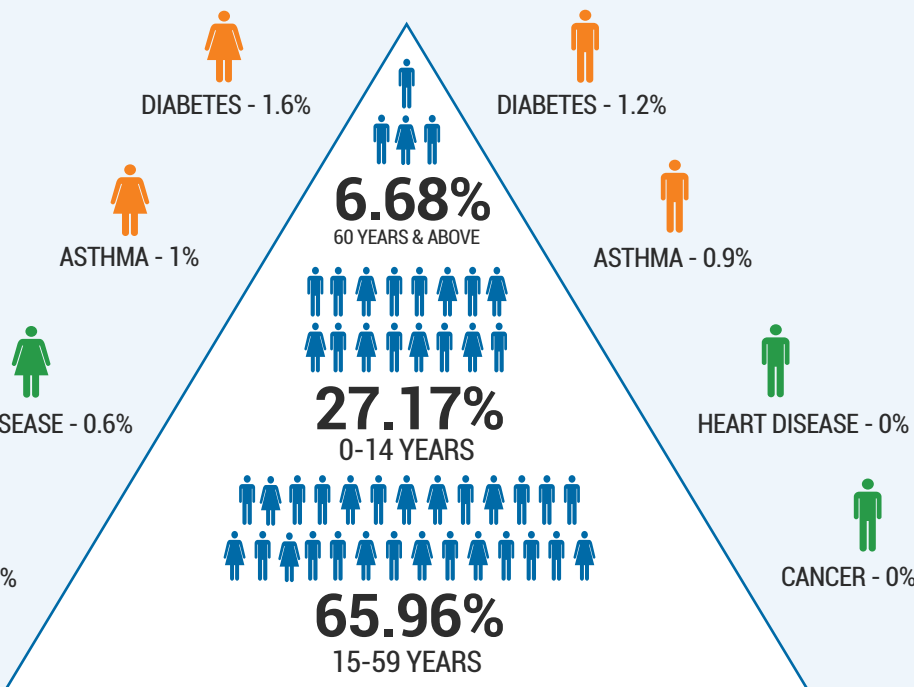
India : 382 per sq km



HEALTH INDIA INDEX



SDG INDIA INDEX

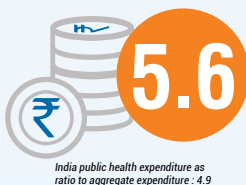


Self-reported diseases among those aged 15-49.

## PREPAREDNESS

### INVESTMENT

STATE PUBLIC HEALTH EXPENDITURE AS RATIO TO AGGREGATE EXPENDITURE



AVAILABILITY OF GOVERNMENT HOSPITAL BEDS



HEALTHCARE WORKERS

\*(Total physicians, nurses and midwives per 10,000)

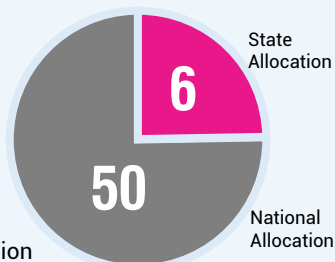


## ECONOMIC RESPONSE: FISCAL RELIEF



SIZE OF RELIEF PACKAGE (Rs. Crores)

**56** Total Allocation



### MIGRANT WORKERS

- Economic relief package, including free ration in specific quantities (other than the PDS entitlement), to daily wagers, migrant labourers, casual workers.

### SUPPLY OF ESSENTIAL COMMODITIES

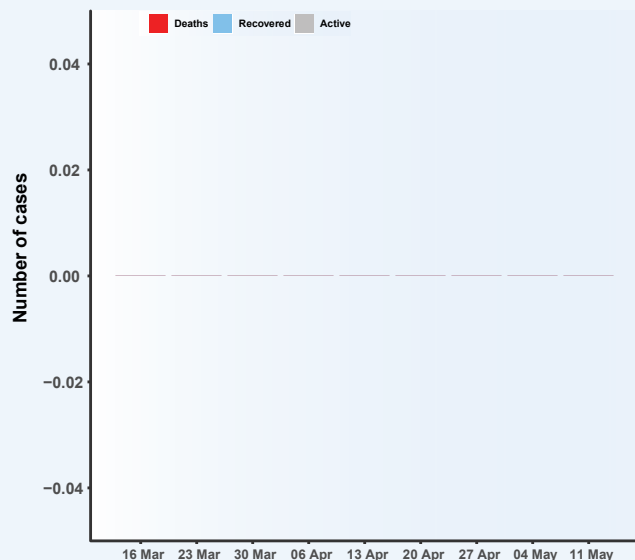
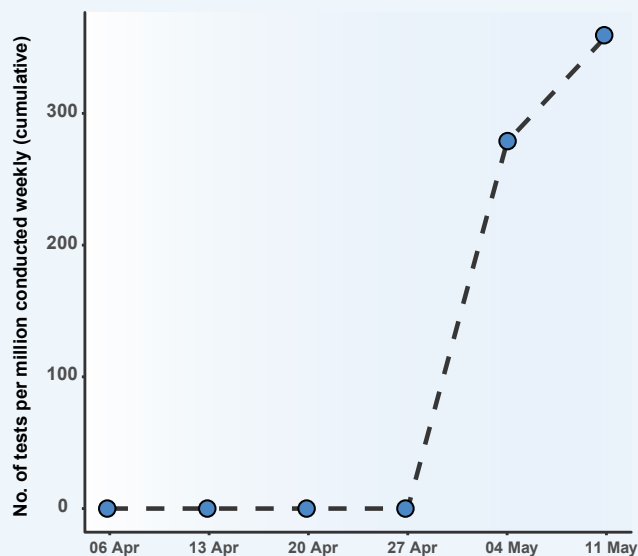
- Select shops providing essentials goods open. Door-step delivery of essentials, except cooked food, allowed.

### OTHER NOTABLE STEPS

- Financial relief of Rs. 30,000 offered to stranded patients of COVID-19, Rs. 5000 to stranded students, Rs. 5000 to Asha workers for work done during COVID-19, Rs. 300 additional incentive wage to workers at Temi tea estate, and to other poor and needy.

## RESPONSE

### PUBLIC HEALTH RESPONSE



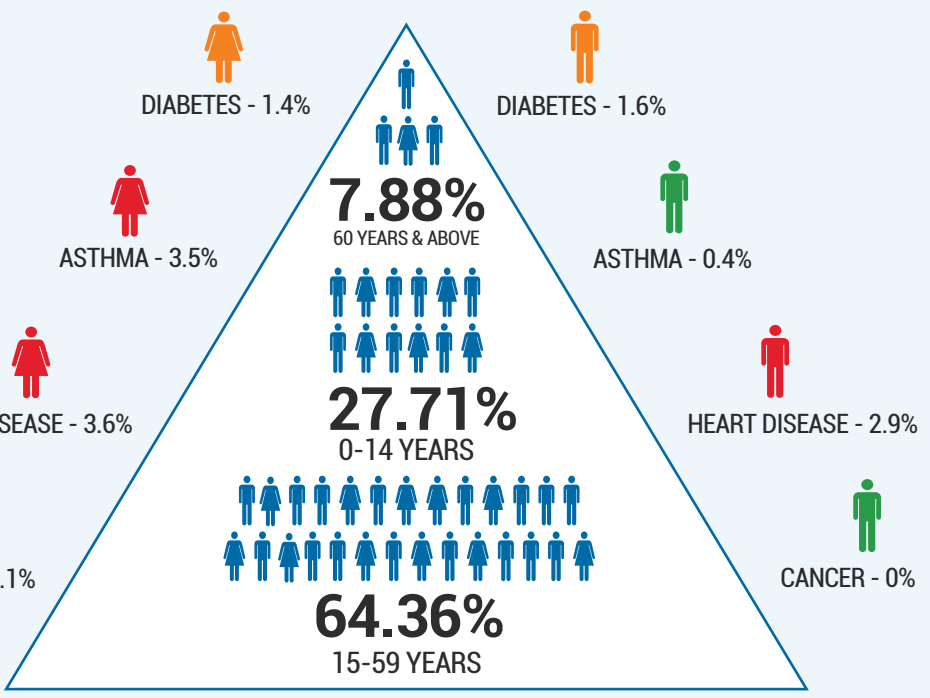
# TRIPURA

**350**  
per sq km

**POPULATION DENSITY**  
India : 382 per sq km

**RANK AMONG**  
8  
**6**  
**HEALTH INDIA INDEX**

**RANK AMONG**  
28  
**17**  
**SDG INDIA INDEX**

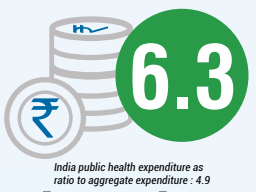


Self-reported diseases among those aged 15-49.

## PREPAREDNESS

### INVESTMENT

**STATE PUBLIC HEALTH EXPENDITURE AS RATIO TO AGGREGATE EXPENDITURE**



**AVAILABILITY OF GOVERNMENT HOSPITAL BEDS**



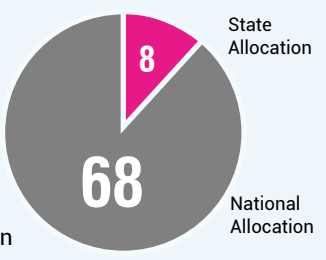
**HEALTHCARE WORKERS**



## ECONOMIC RESPONSE: FISCAL RELIEF



**SIZE OF RELIEF PACKAGE (Rs. Crores)**  
**76** Total Allocation



### MIGRANT WORKERS

- Relief camps providing food and shelter to migrant workers set up. Khowai district administration gave one-time payment of Rs 1000 to brick-kiln workers

### SUPPLY OF ESSENTIAL COMMODITIES

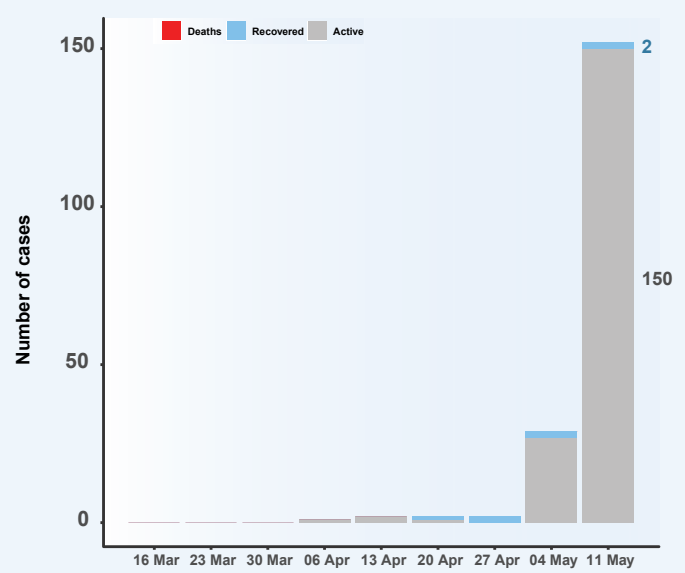
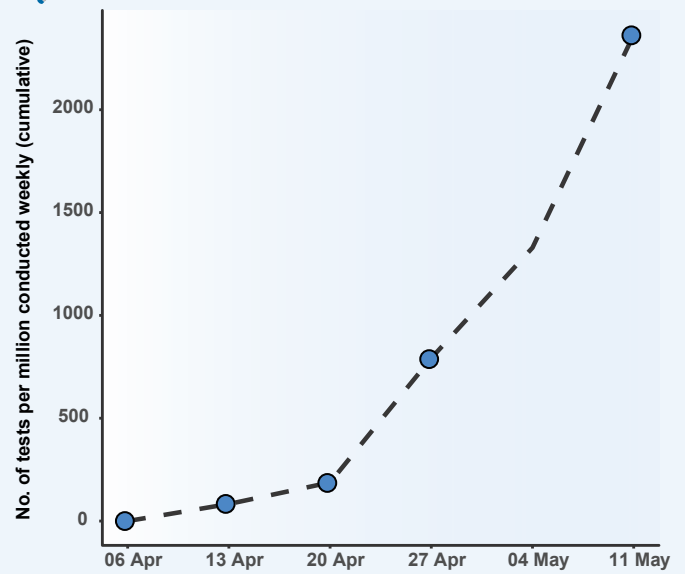
- Free rations for 15 days provided to 5.86 lakh families of Antyodaya Anna Vojana and priority beneficiaries. Up to 18 kg of rice and dal provided per family of 2.66 lakh primary students and 25 kg of rice and dal provided per family of 1.65 lakh upper primary students who receive mid-day meals.

### OTHER NOTABLE STEPS

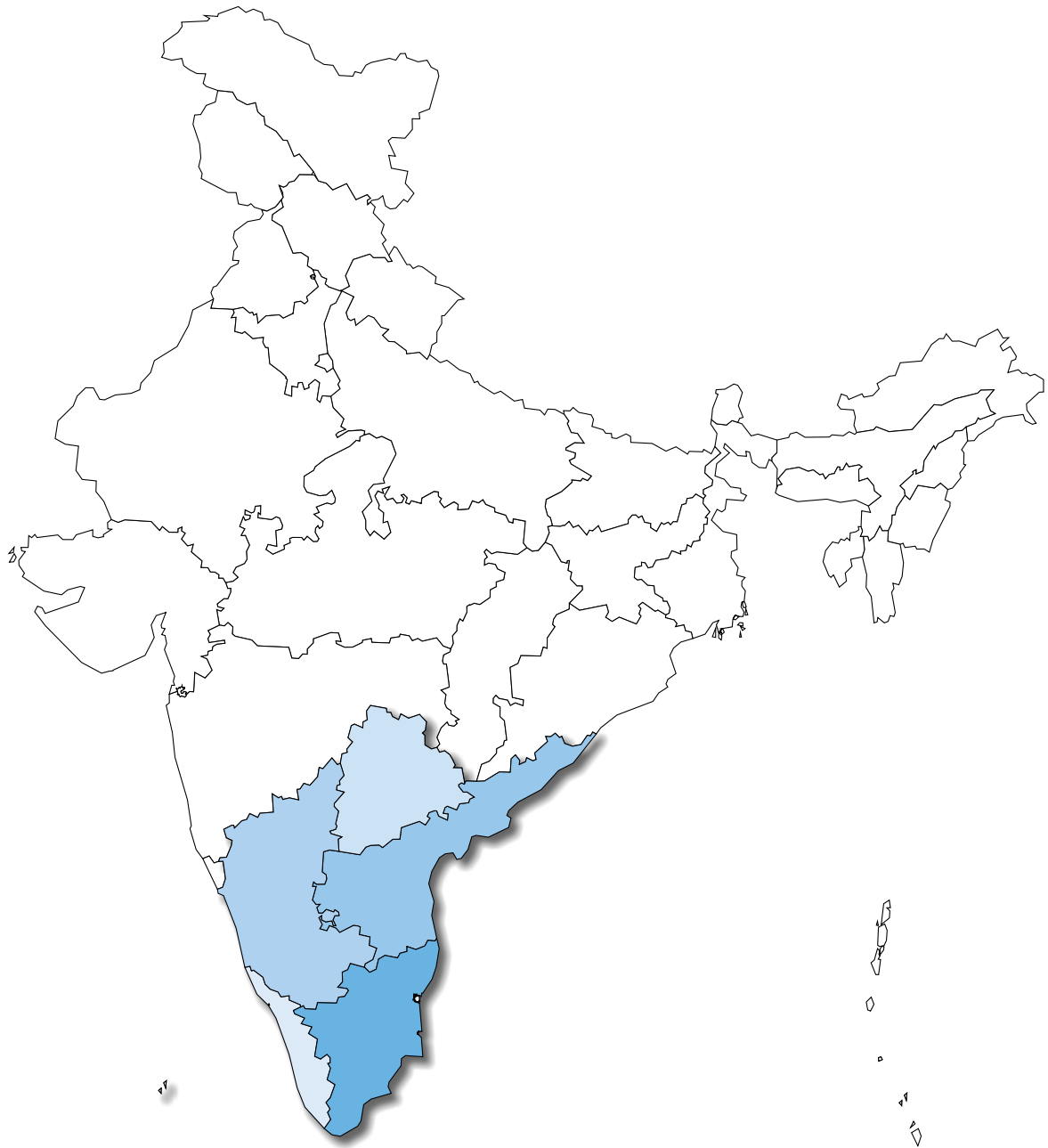
- Provision of two months' social pensions for April and May to 4 lakh people; Rs. 74 CR sanctioned. E-commerce companies allowed to operate following guidelines and with necessary permissions.

## RESPONSE

### PUBLIC HEALTH RESPONSE



# SOUTH INDIA



# ANDAMAN AND NICOBAR ISLANDS

**46**  
per sq km

## POPULATION DENSITY

India : 382 per sq km

RANK AMONG

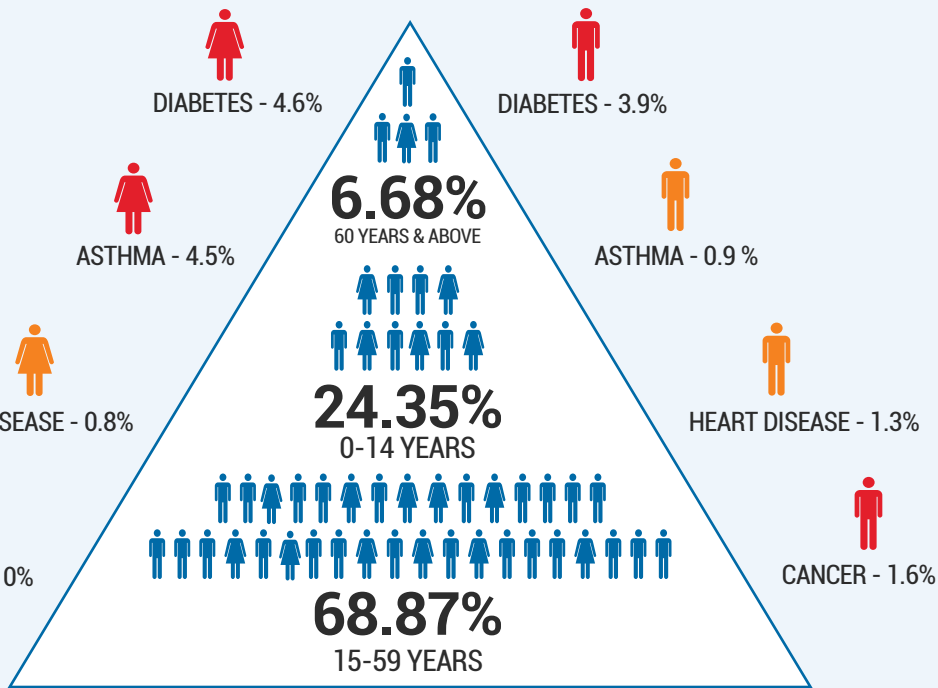


HEALTH INDIA INDEX

RANK AMONG




SDG INDIA INDEX



Self-reported diseases among those aged 15-49.

## PREPAREDNESS

### INVESTMENT



### MIGRANT WORKERS

- Arranged for special ships to ferry stranded migrant workers, students, pilgrims and tourists.
- All persons must compulsorily quarantine for 14 days and give an undertaking before boarding the ships
- Online registration for those who want to travel.

### SUPPLY OF ESSENTIAL COMMODITIES

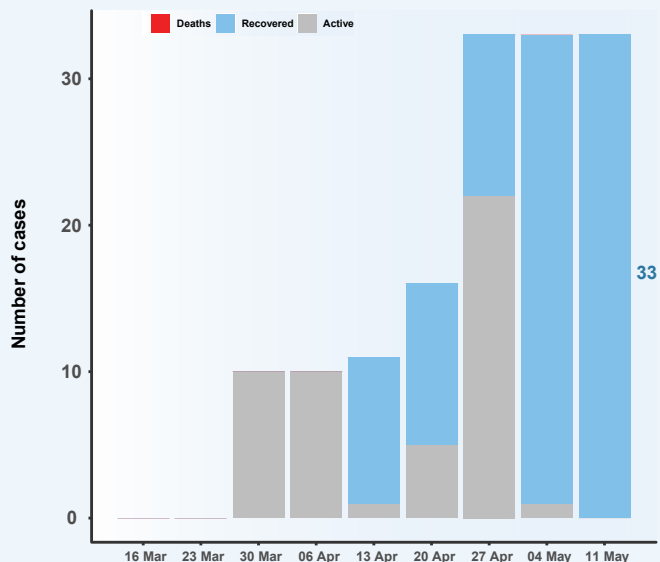
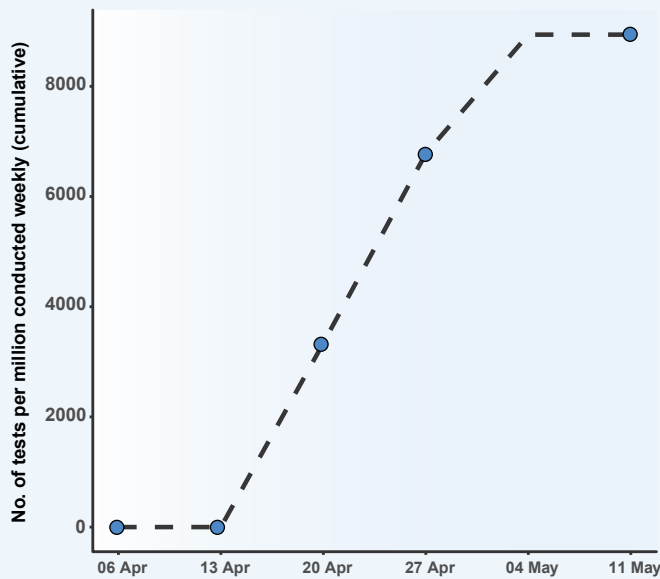
- Select grocery stores providing essential goods are open.
- Food Corporation of India has moved two vessels containing essential food supplies to the islands, more than double the monthly average vessel movement
- 6500 MT of food grain has been moved from Kakinada Port to Port Blair and different principle distribution centres on the islands, more than double the monthly average. 5500 MT have been distributed so far

### OTHER NOTABLE STEPS

- First in the country to be 'pool testing' samples of potential COVID-19 patients to reduce number of testing kits used.

## RESPONSE

### PUBLIC HEALTH RESPONSE

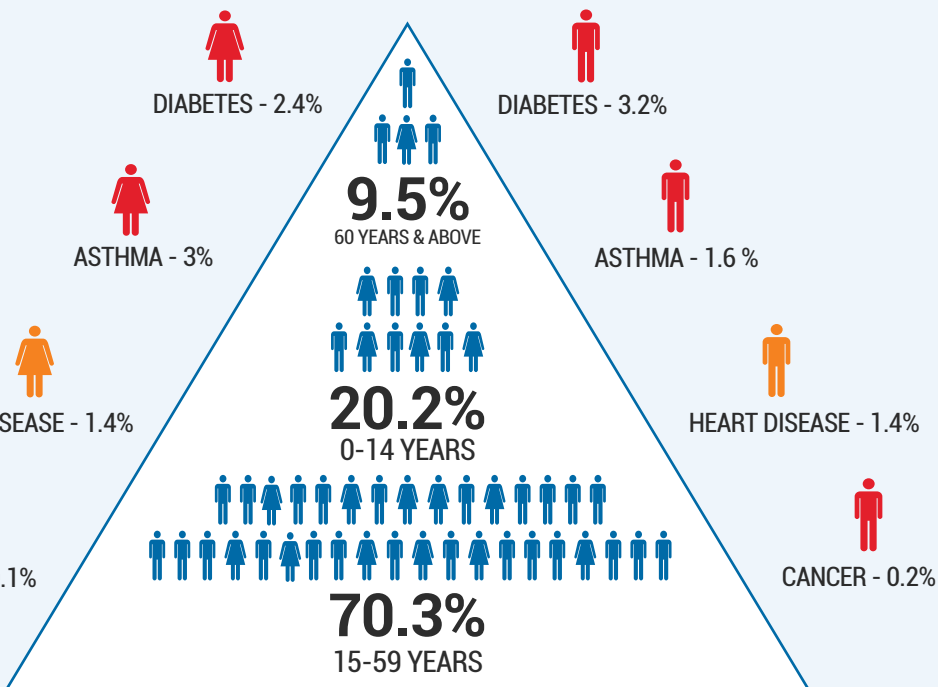




# ANDHRA PRADESH

**308**  
per sq km

**POPULATION DENSITY**  
India : 382 per sq km

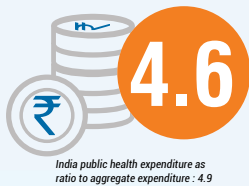


Self-reported diseases among those aged 15-49.

## PREPAREDNESS

### INVESTMENT

STATE PUBLIC HEALTH EXPENDITURE AS RATIO TO AGGREGATE EXPENDITURE



AVAILABILITY OF GOVERNMENT HOSPITAL BEDS



HEALTHCARE WORKERS

(Total physicians, nurses and midwives per 10,000)



## TECH RESPONSE



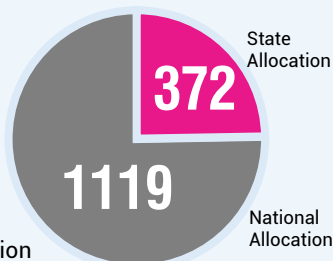
State Disaster Management Authority has developed an app to track each person in home quarantine and for contact tracing (primary and secondary contacts) of all positive cases.

## ECONOMIC RESPONSE: FISCAL RELIEF



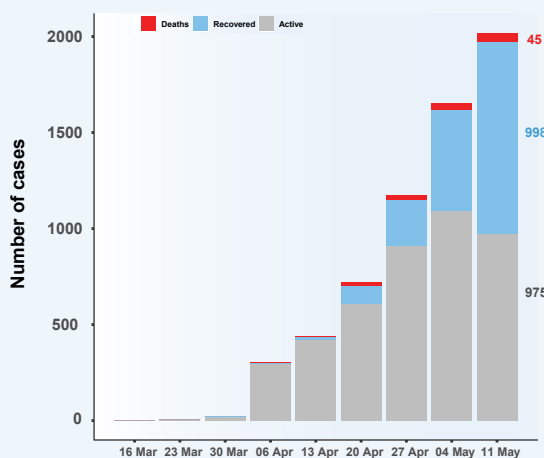
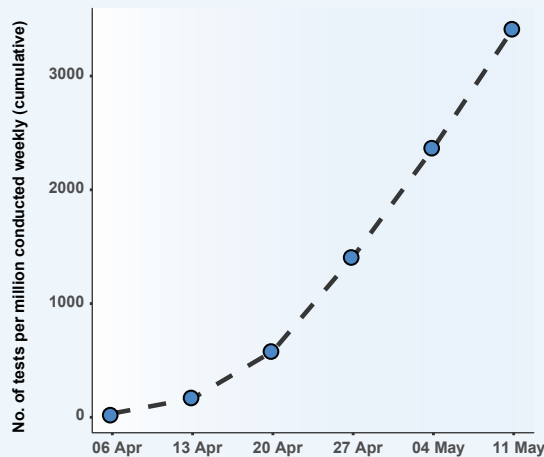
SIZE OF RELIEF PACKAGE (Rs. Crores)

**1491** Total Allocation



## RESPONSE

### PUBLIC HEALTH RESPONSE



### MIGRANT WORKERS

- Special centres set up to provide food and shelter to stranded migrant workers
- Government coordinated a Joint Quarantine operation with Karnataka to provide food and medical facilities to workers waiting at the borders

### SUPPLY OF ESSENTIAL COMMODITIES

- Free ration for one month to white ration card holders
- One-time payment of Rs. 1000 for groceries.
- Free ration to old-age homes and child care institutions. Doorstep delivery.

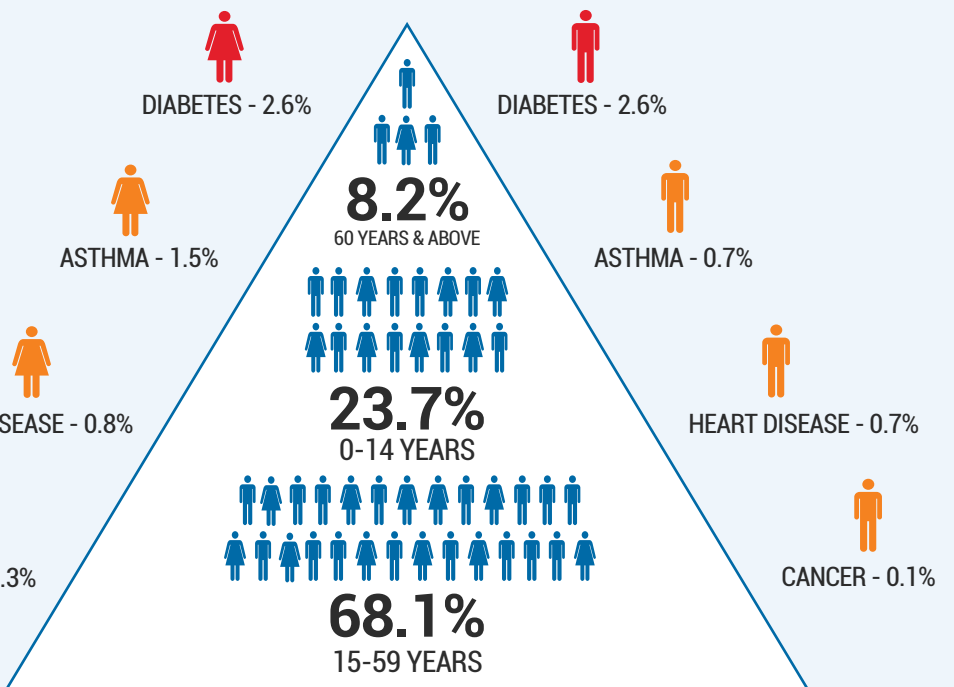


# KARNATAKA



## POPULATION DENSITY

India : 382 per sq km




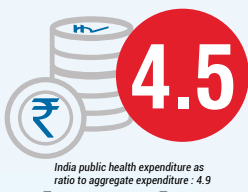
Self-reported diseases among those aged 15-49.



## PREPAREDNESS

### INVESTMENT

STATE PUBLIC HEALTH EXPENDITURE AS RATIO TO AGGREGATE EXPENDITURE



## TECH RESPONSE

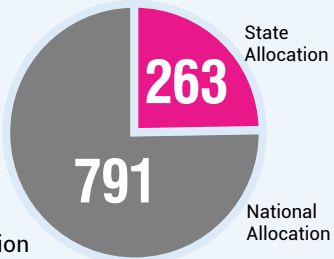


The government released the 'Corona Watch' app, which tracks the movement of positive patients and those under quarantine. The app maintains a two-week movement history, and records live coordinates and prevents manipulation by geo-tagging. People under observation need to submit a photo everyday to mark 'virtual attendance'. The authorities can be notified about any breaches through the app. Information about nearest available medical facilities can also be found on the app.

## ECONOMIC RESPONSE: FISCAL RELIEF

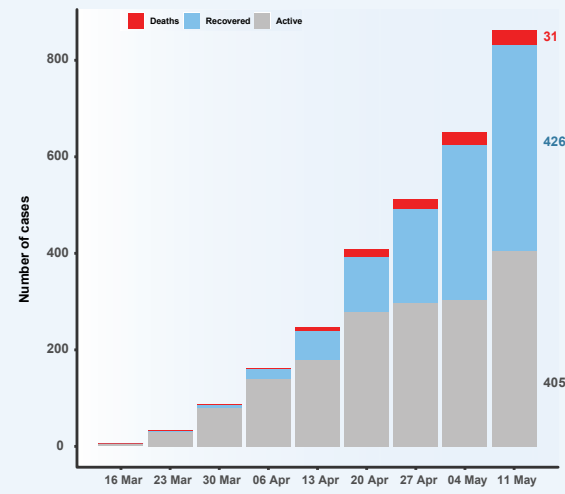
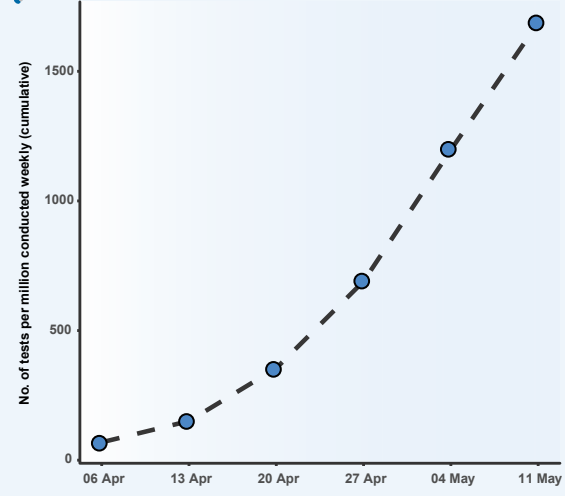


**SIZE OF RELIEF PACKAGE** (Rs. Crores)  
**1054** Total Allocation



## RESPONSE

### PUBLIC HEALTH RESPONSE



### MIGRANT WORKERS

- Rs. 1000 one-off monetary relief provided to migrant workers.

### OTHER NOTABLE STEPS

- Home delivery of mid-day meals to students for 21 days

### SUPPLY OF ESSENTIAL COMMODITIES

- Usual OTP authentication process for collection of rations relaxed for one month. Excess stock of milk distributed to the needy.

# KERALA

**860**  
per sq km

## POPULATION DENSITY

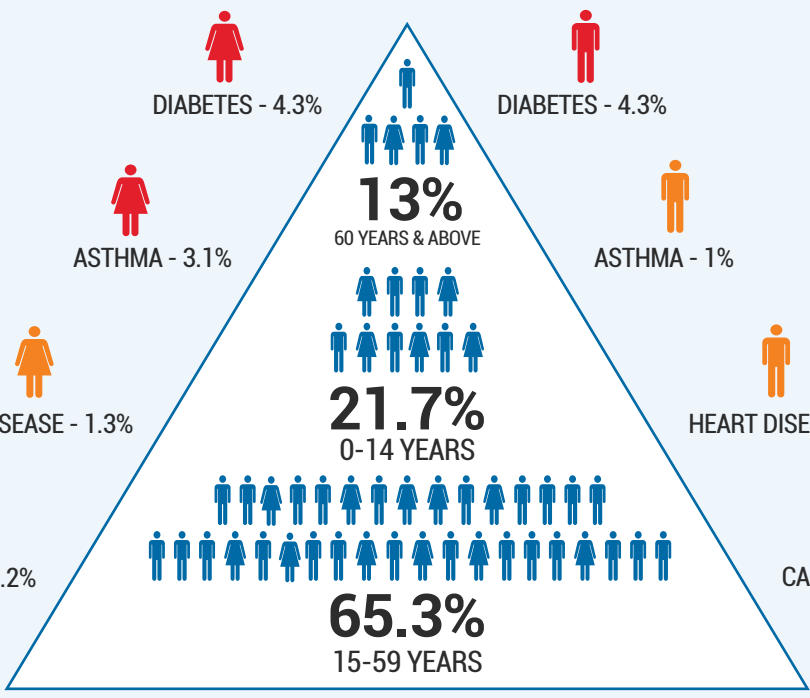
India : 382 per sq km



**HEALTH INDIA INDEX**



**SDG INDIA INDEX**

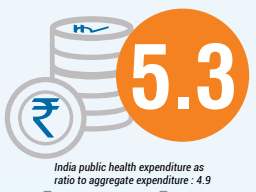


Self-reported diseases among those aged 15-49.

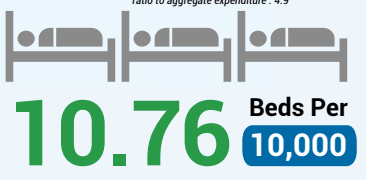
## PREPAREDNESS

### INVESTMENT

**STATE PUBLIC HEALTH EXPENDITURE AS RATIO TO AGGREGATE EXPENDITURE**



**AVAILABILITY OF GOVERNMENT HOSPITAL BEDS**



**HEALTHCARE WORKERS**



## TECH RESPONSE



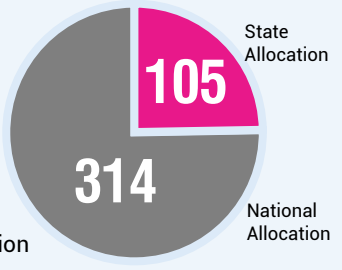
The government is collating data on known contacts of confirmed patients through GIS mapping and route charting (tracing and identifying on a live geo-map with the help of drones). The availability of laboratories and isolation wards in high-risk zones is also monitored.

## ECONOMIC RESPONSE: FISCAL RELIEF



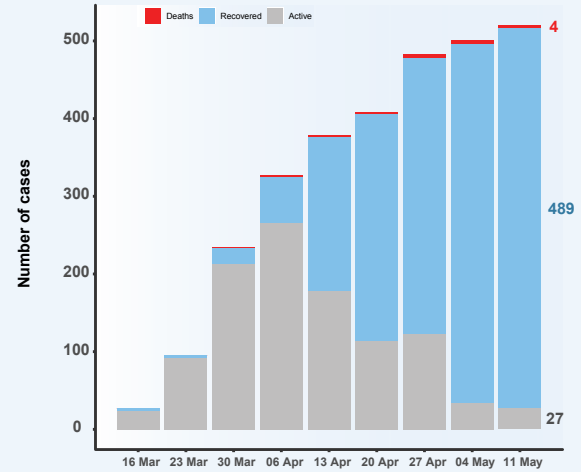
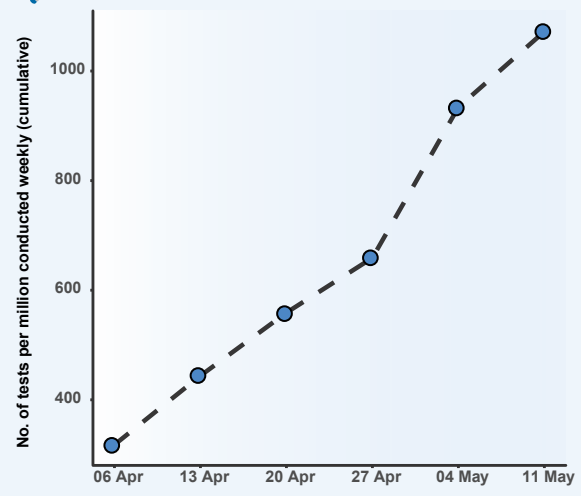
**SIZE OF RELIEF PACKAGE (Rs. Crores)**

**419** Total Allocation



## RESPONSE

### PUBLIC HEALTH RESPONSE



### MIGRANT WORKERS

- 18,000+ relief camps set up for 'guest' workers. Exclusive migrant-run community kitchens to provide native food for stranded migrants.

### SUPPLY OF ESSENTIAL COMMODITIES

- One month free ration provided to all, followed by subsidised prices for essentials. Essential commodity kits delivered to 3.69 millions farmers.

### OTHER NOTABLE STEPS

- Rs 2000 crore invested in the Kudumbashree (women empowerment) programme, including providing loans to women.

# LAKSHADWEEP

**2149**  
per sq km

## POPULATION DENSITY

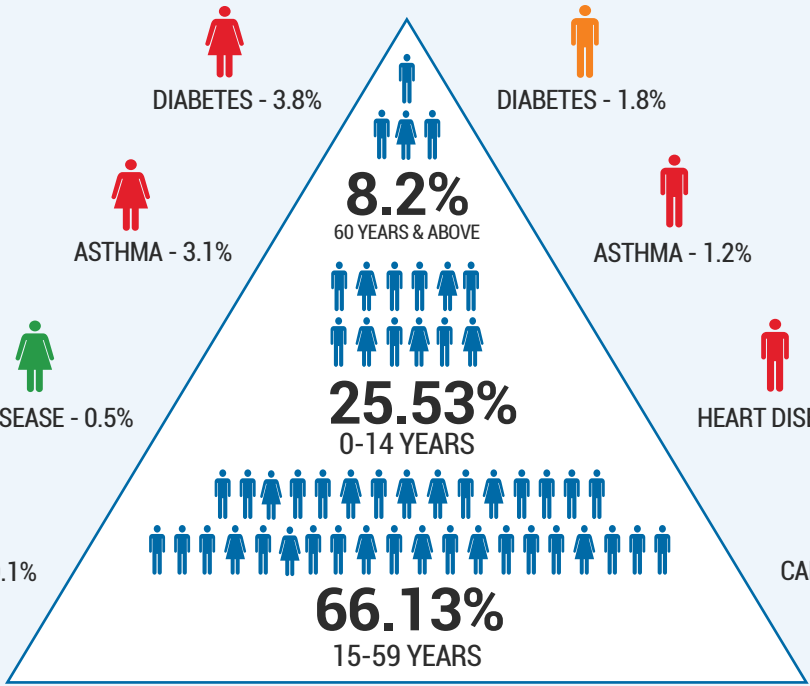
India : 382 per sq km



HEALTH INDIA INDEX



SDG INDIA INDEX



Self-reported diseases among those aged 15-49.

## PREPAREDNESS

### INVESTMENT



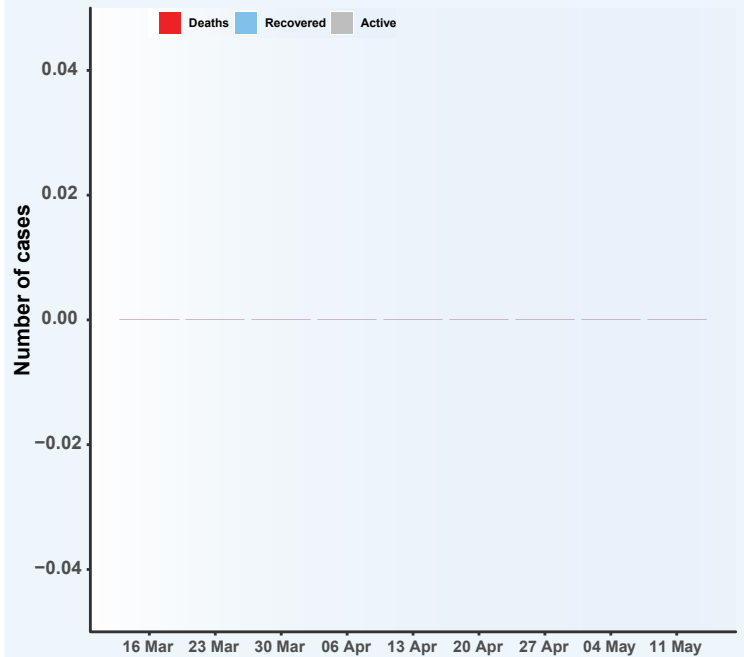
**42.12** Beds Per 10,000

## SUPPLY OF ESSENTIAL COMMODITIES

- Select grocery stores providing essential goods are open. Food Corporation of India has moved seven small vessels containing essential food supplies to the UT, which is more than double the monthly average movement of vessels. 1750 MT of food grains have been moved to the UT from Mangalore Port, 3x the monthly average of 600 MT. 1100 MT of food grains have been distributed so far.

## RESPONSE

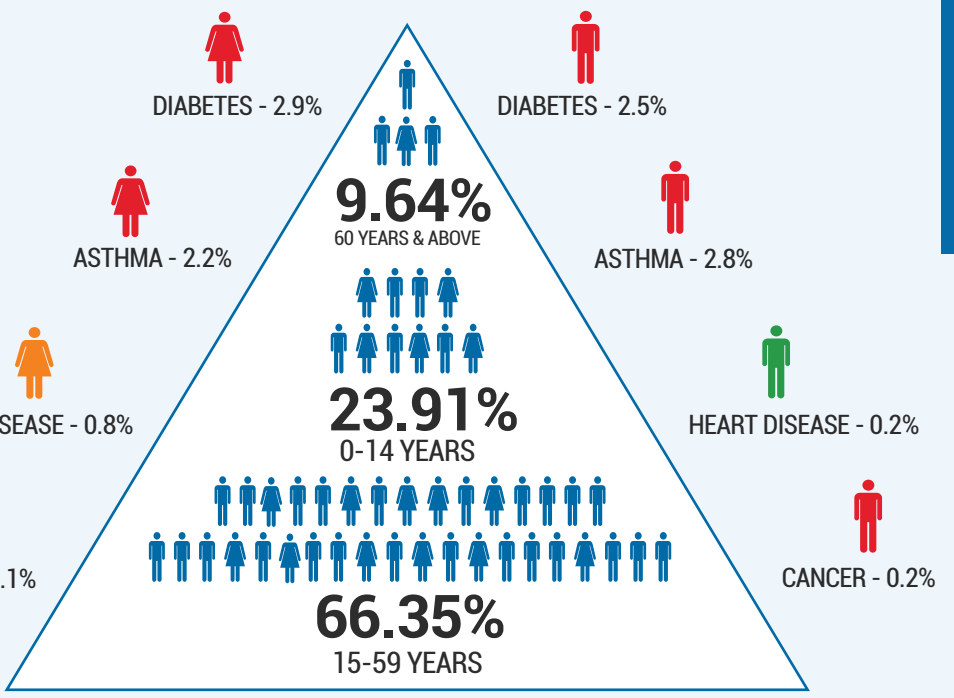
### PUBLIC HEALTH RESPONSE



# PUDUCHERRY

**2547**  
per sq km

**POPULATION DENSITY**  
India : 382 per sq km


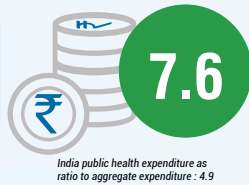


Self-reported diseases among those aged 15-49.

## PREPAREDNESS

### INVESTMENT

STATE PUBLIC HEALTH EXPENDITURE AS RATIO TO AGGREGATE EXPENDITURE



## MIGRANT WORKERS

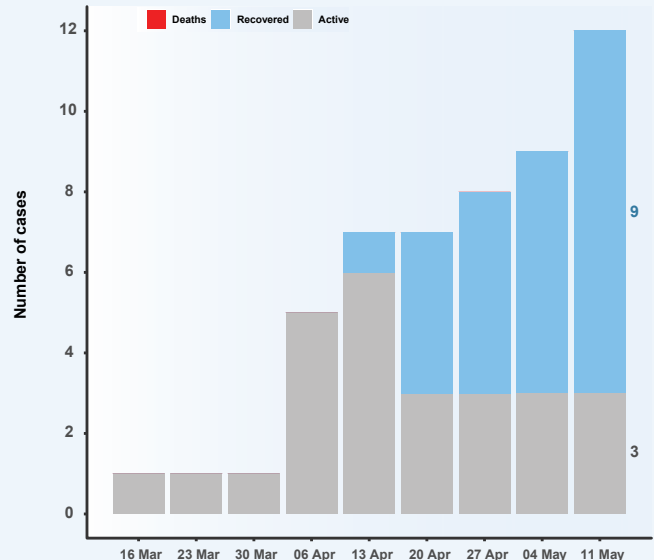
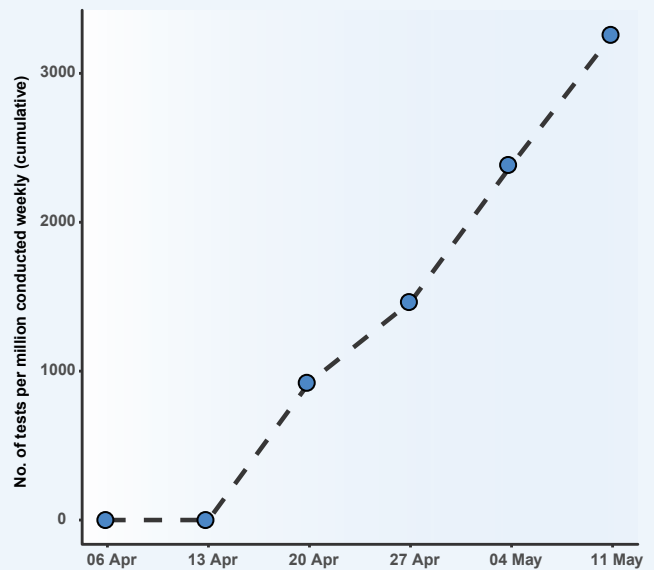
- Food camps, relief camps and shelters set up for migrant workers, urban homeless, and other poor and needy.

## SUPPLY OF ESSENTIAL COMMODITIES

- Select shops providing essential goods open. Doorstep delivery of essential goods provided. Provision of COVID-19 relief of Rs. 2000 to all ration card holders.

## RESPONSE

### PUBLIC HEALTH RESPONSE



# TAMIL NADU



## POPULATION DENSITY

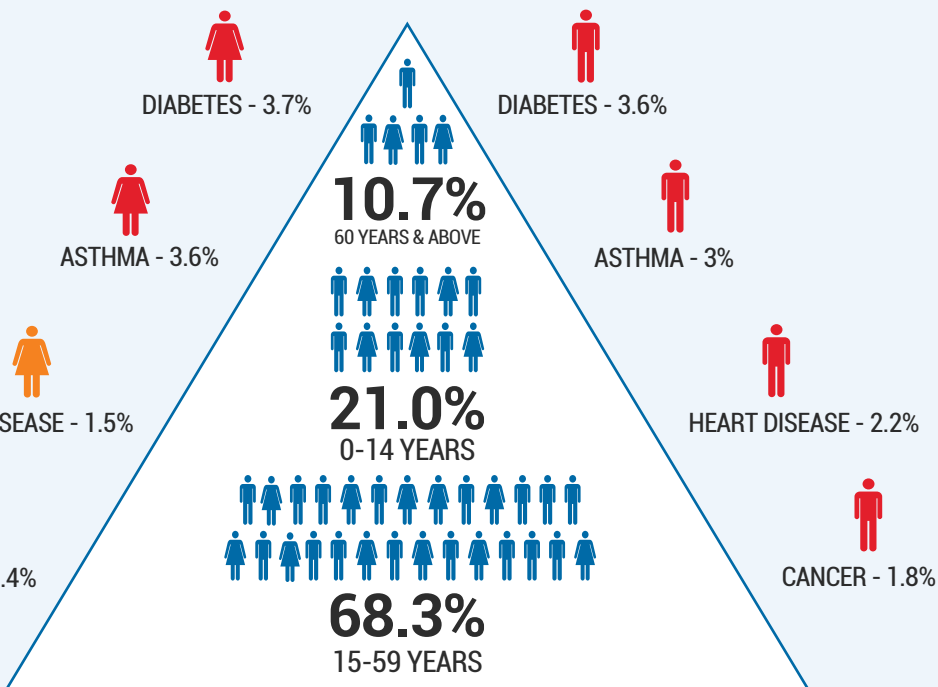
India : 382 per sq km



HEALTH INDIA INDEX



SDG INDIA INDEX



Self-reported diseases among those aged 15-49.

## PREPAREDNESS

### INVESTMENT

STATE PUBLIC HEALTH EXPENDITURE AS RATIO TO AGGREGATE EXPENDITURE



AVAILABILITY OF GOVERNMENT HOSPITAL BEDS



HEALTHCARE WORKERS

\* (Total physicians, nurses and midwives per 10,000)



## TECH RESPONSE



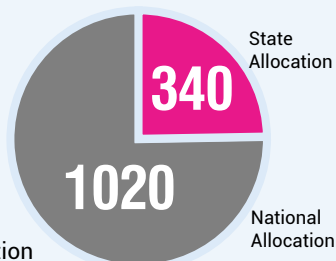
The State government is further helping the reach of the Aarogya Setu app by making it available to those that don't have smartphones through IVRS (Interactive Voice Response System). They are also using GIS mapping and drones to extract details from all districts to monitor the situation. Tamil Nadu is also piloting predictive government service backed by blockchain

## ECONOMIC RESPONSE: FISCAL RELIEF



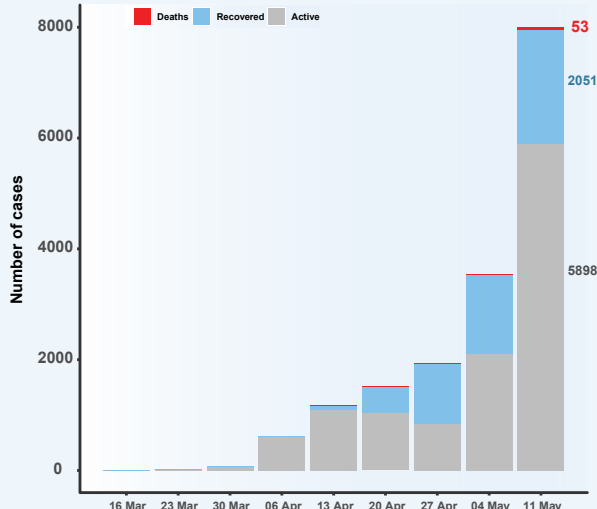
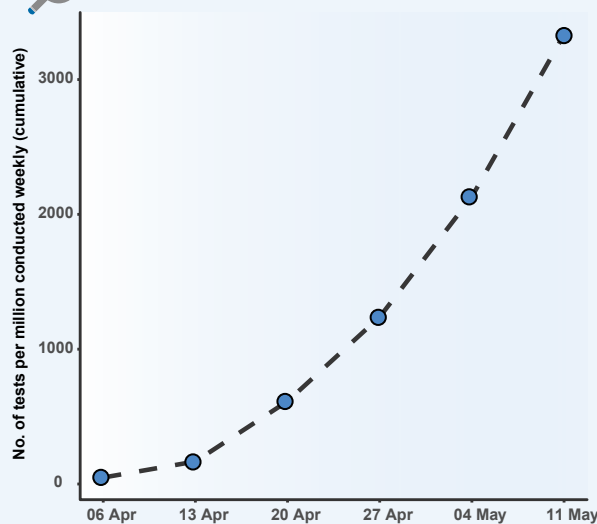
SIZE OF RELIEF PACKAGE (Rs. Crores)

**1360** Total Allocation



## RESPONSE

### PUBLIC HEALTH RESPONSE



### MIGRANT WORKERS

- Guest Workers' committee set up by CM to look into issues affecting migrant workers. Provision of shelter, food and healthcare with daily checks conducted by local police.

### SUPPLY OF ESSENTIAL COMMODITIES

- Shops providing essential services, mobile vegetable markets, food delivery services and community kitchens open.

# TELANGANA

**308**  
per sq km

## POPULATION DENSITY

India : 382 per sq km

RANK AMONG  
21

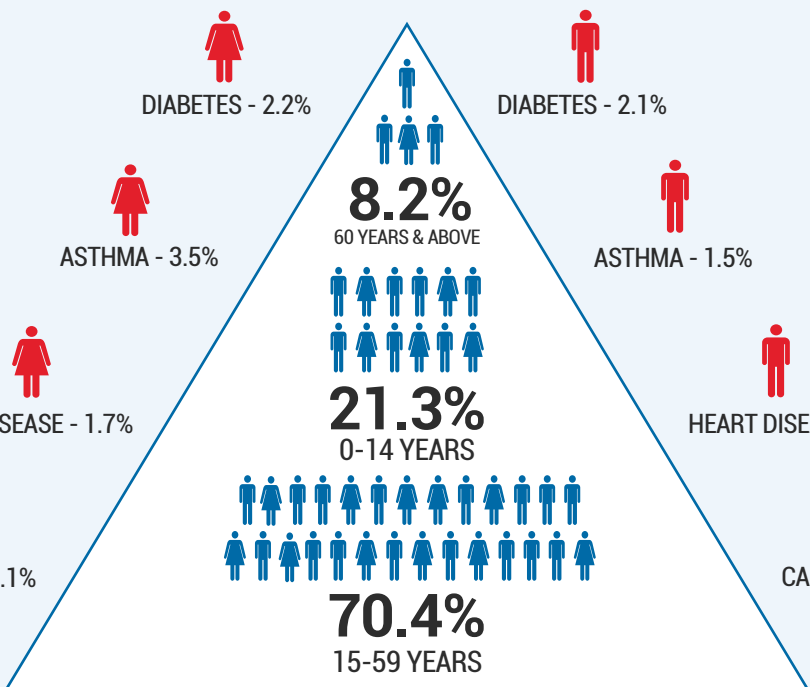
**10**

HEALTH INDIA INDEX

RANK AMONG  
28

**5**

SDG INDIA INDEX



Self-reported diseases among those aged 15-49.

## PREPAREDNESS

### INVESTMENT

STATE PUBLIC HEALTH EXPENDITURE AS RATIO TO AGGREGATE EXPENDITURE

**4.2**

India public health expenditure as ratio to aggregate expenditure : 4.9

AVAILABILITY OF GOVERNMENT HOSPITAL BEDS

**5.45** Beds Per 10,000

HEALTHCARE WORKERS

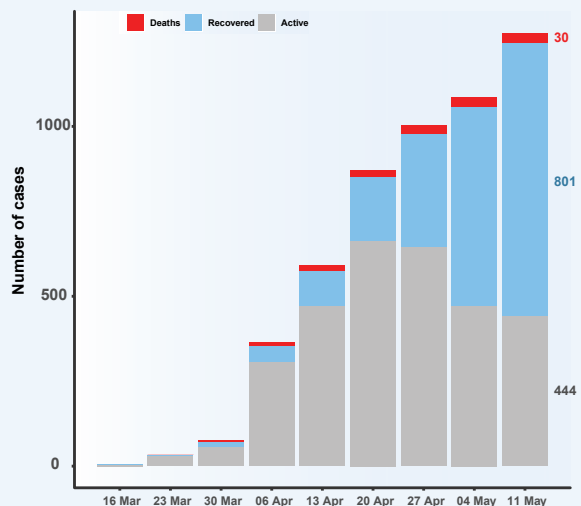
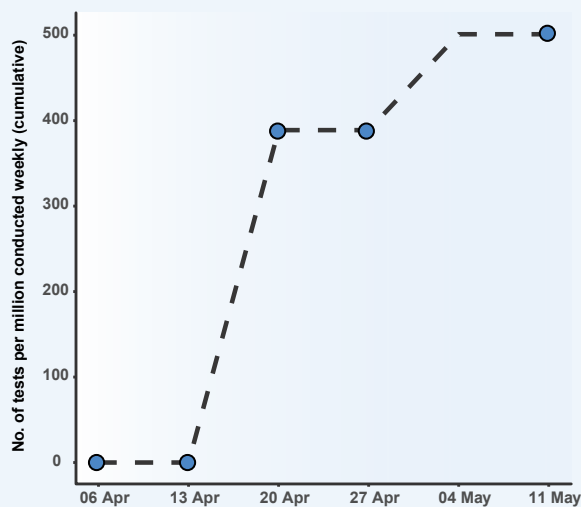
SDG Index Score

**22**

\*(Total physicians, nurses and midwives per 10,000)

## RESPONSE

### PUBLIC HEALTH RESPONSE



## TECH RESPONSE



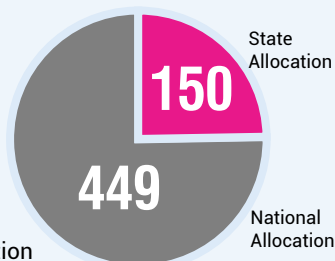
The State is using geo-location technology to track over 25,000 people under home-quarantine. Additionally, TSCop is an app developed by the Telangana police to geo-tag houses of foreign returnees.

## ECONOMIC RESPONSE: FISCAL RELIEF



SIZE OF RELIEF PACKAGE (Rs. Crores)

**599** Total Allocation



### MIGRANT WORKERS

- Temporary shelters set up for migrant workers. Relief packages, comprising of Rs. 500/person and 12 kg of rice/atta, for each migrant worker. All workers, including contract and casual workers, required to be paid their wages.

### SUPPLY OF ESSENTIAL COMMODITIES

- Select grocery stores providing essential goods open; door-step delivery of essential goods.

# CONCLUSION

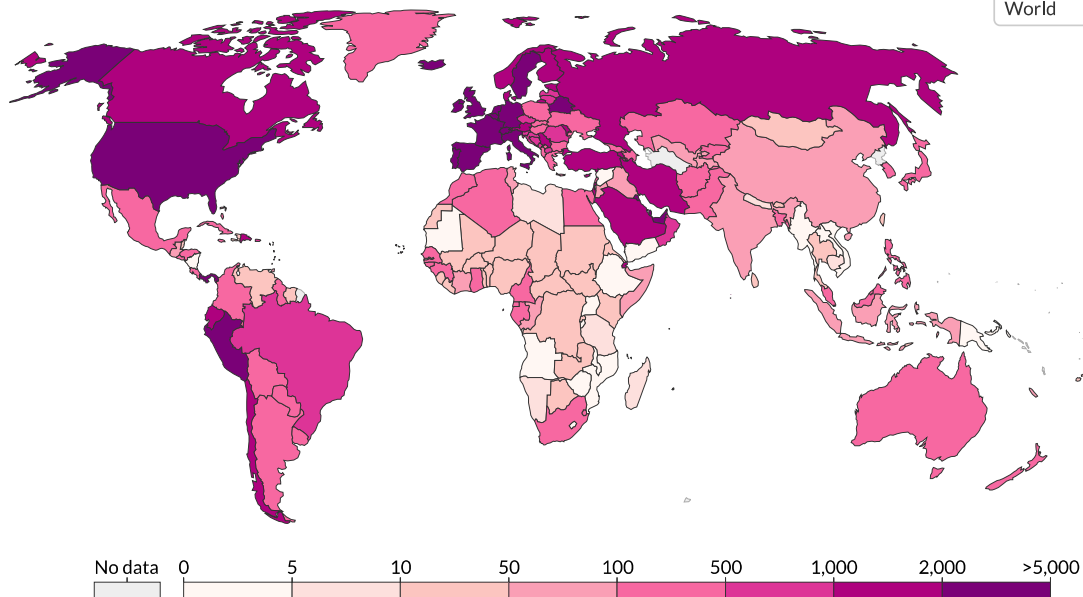
**A**s of 19 May, the number of positive cases in India has crossed 1,00,000, making it the country with the 11th highest number of COVID-19 cases, with a 12-day doubling rate.<sup>1</sup>

## Total confirmed COVID-19 cases per million people, May 14, 2020

The number of confirmed cases is lower than the number of total cases. The main reason for this is limited testing.

Our World  
in Data

World



Source: European CDC – Situation Update Worldwide – Last updated 18th May, 11:00 (London time)

CC BY

Source: <https://ourworldindata.org/coronavirus-data>

---

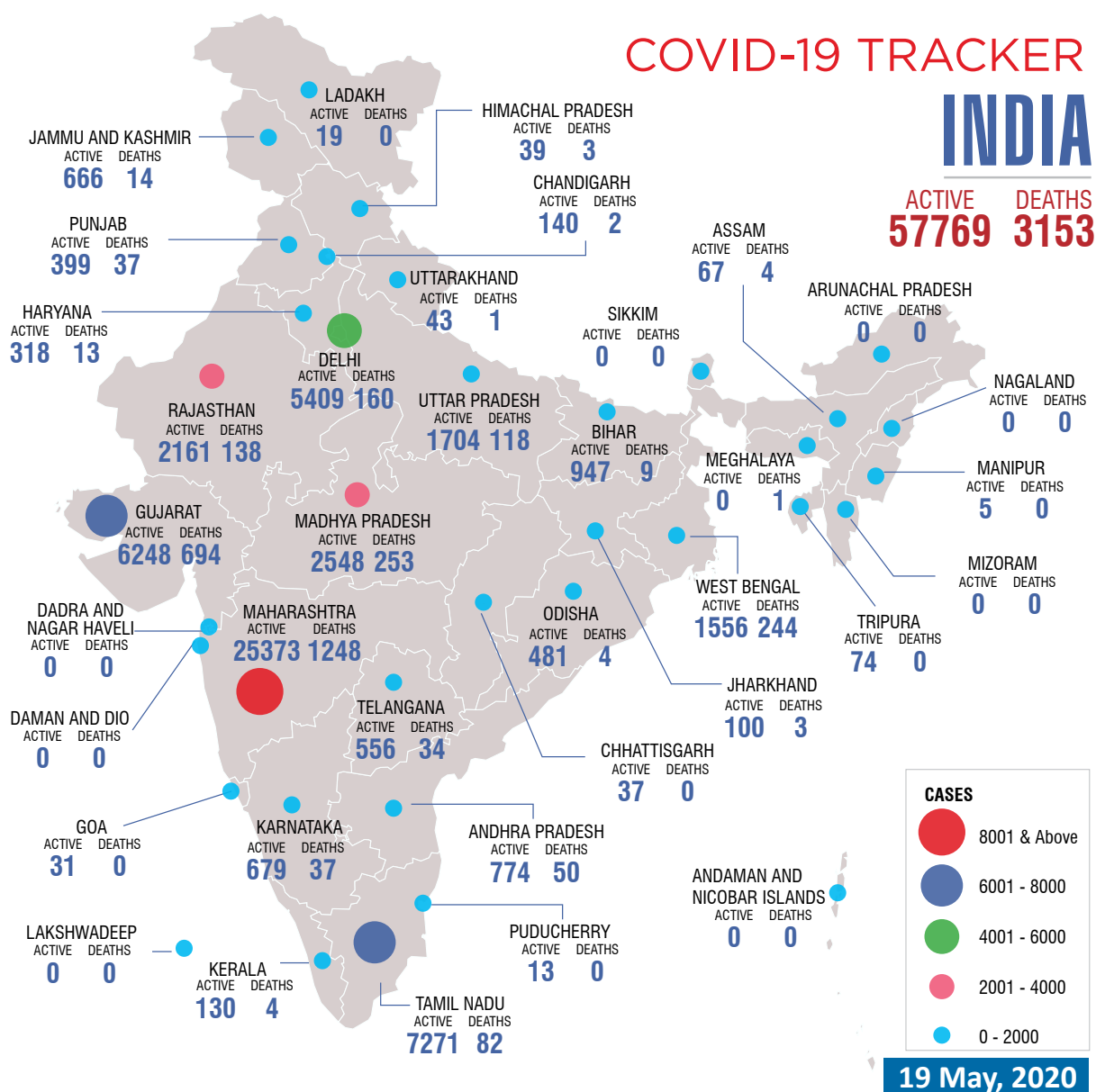
1 [covid19india.org](https://covid19india.org)



Lockdowns are now being lifted across the country in a calibrated fashion, with each state deciding its own trajectory. This report has taken stock of state performance in the past two months of the pandemic, and conveys a snapshot of their positions, as they stand today.

The following graphical representations are an attempt to piece together the relevant key indicators, in a comparative matrix, for a clear consolidated picture to emerge as we conclude this report.

ACTIVE CASES, RECOVERIES AND DEATHS IN INDIAN STATES

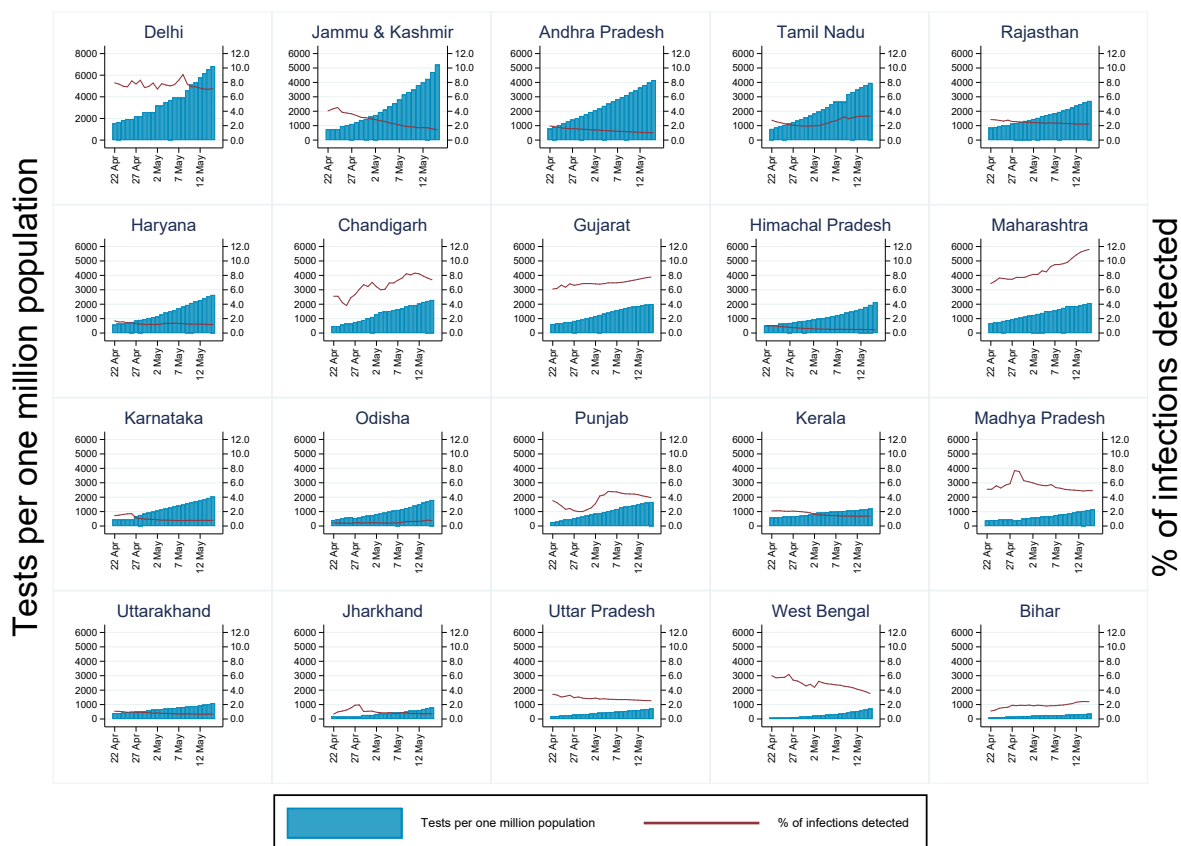


Source : [www.covid19india.org](http://www.covid19india.org)

Source: <https://www.covid19india.org>

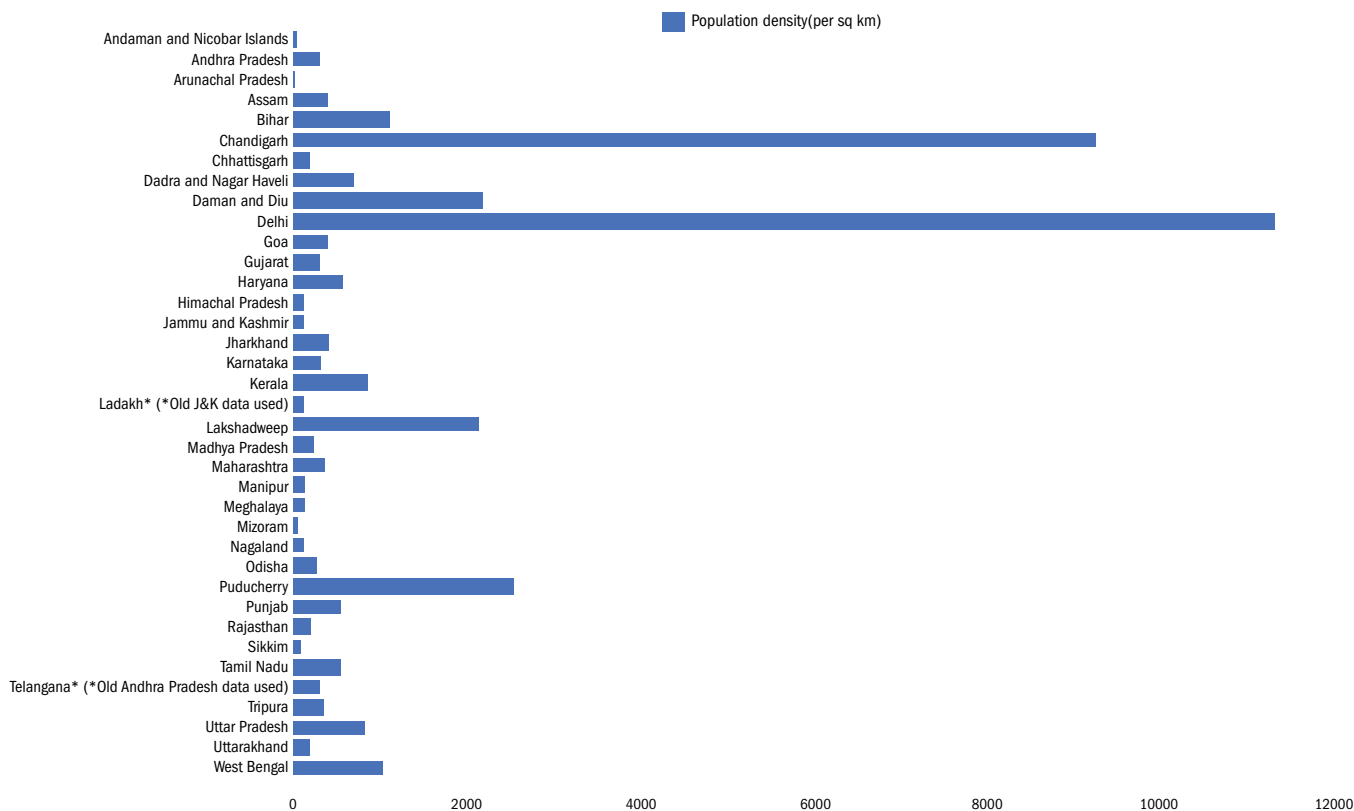


TESTING: POSITIVITY RATE OF INFECTIONS

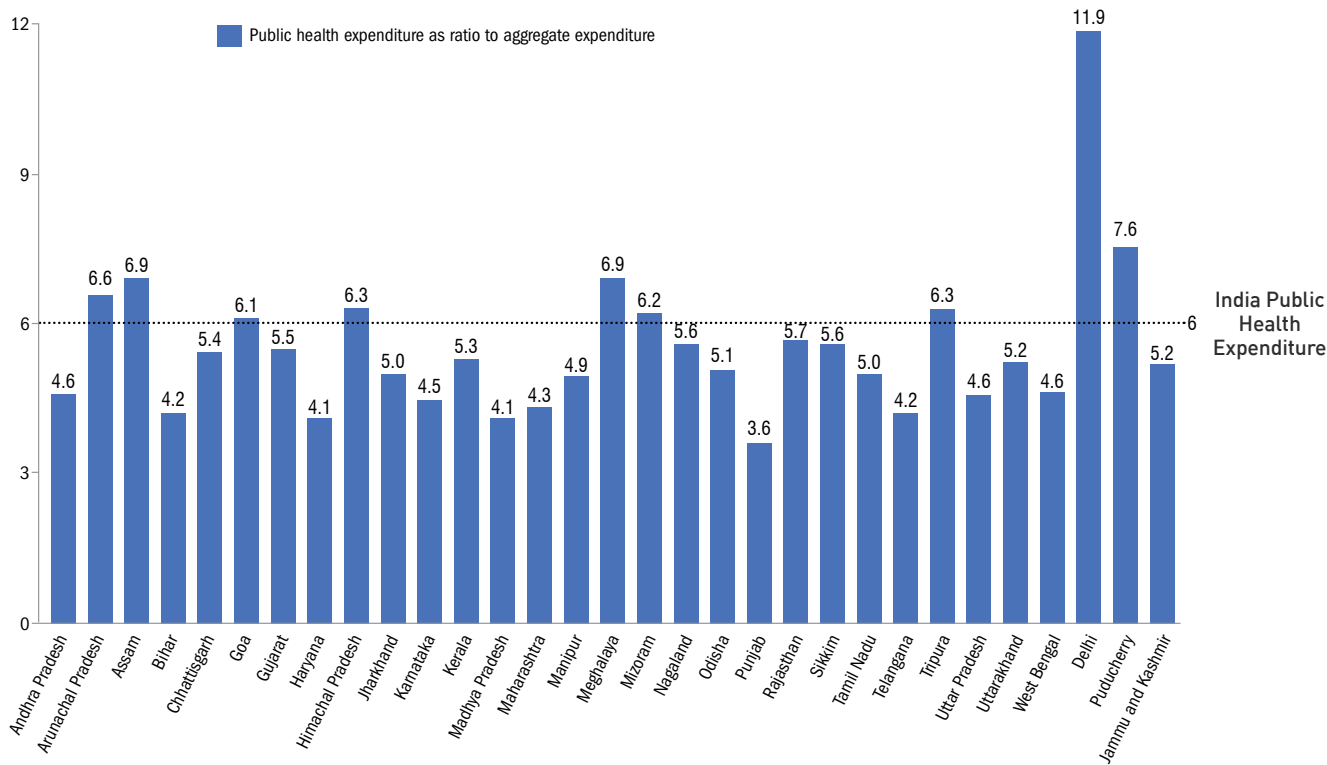


Source: ORF Covid Tracker, Accessed at <https://www.orfonline.org/covid19-tracker/>

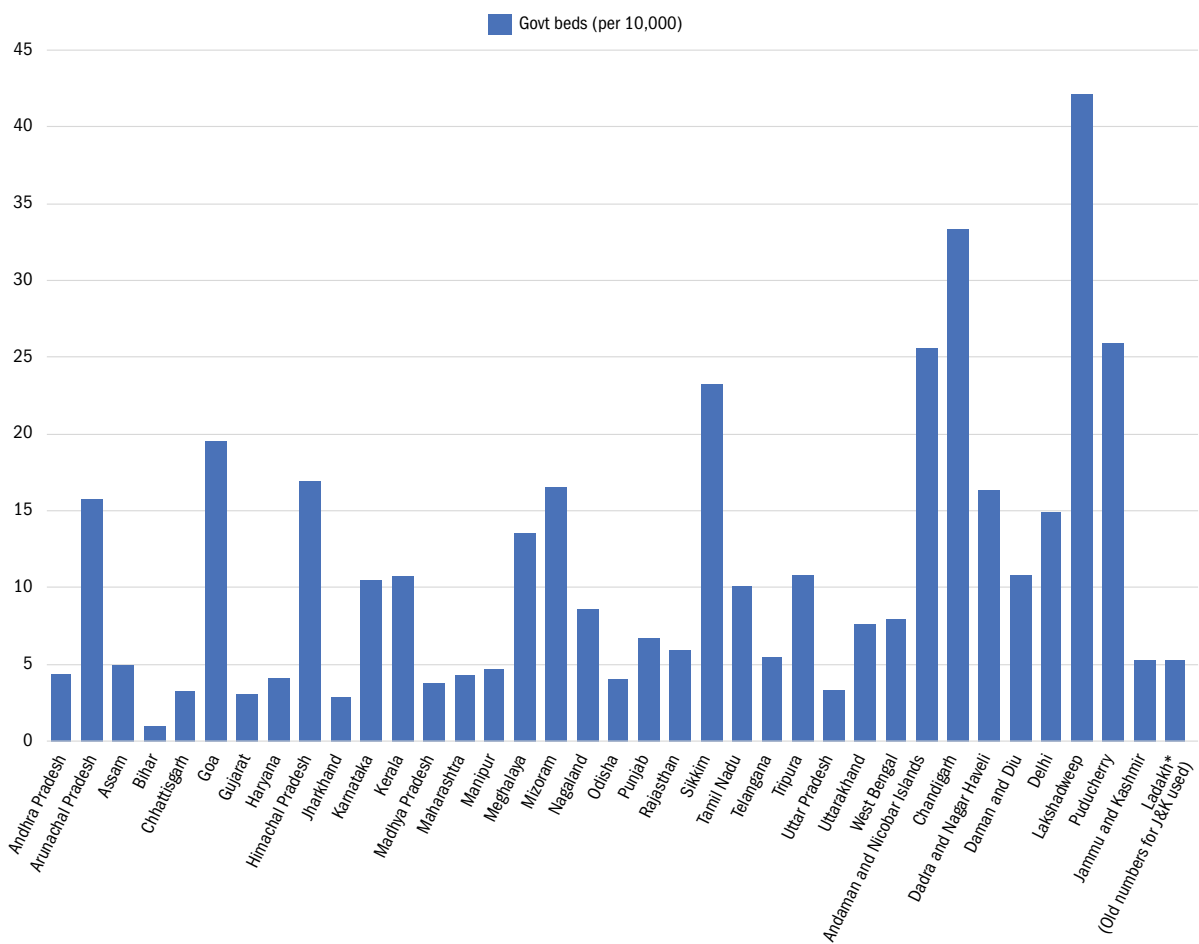
POPULATION DENSITY PER STATE (PER SQ KM)



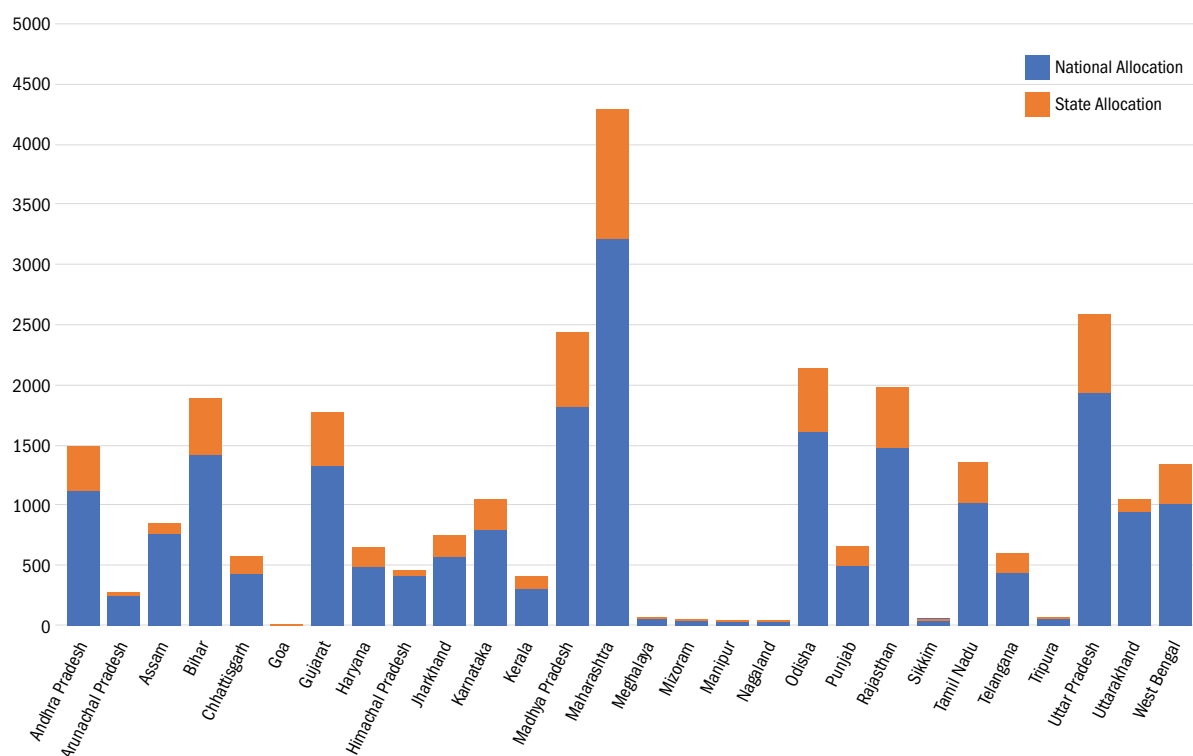
PUBLIC HEALTH EXPENDITURE AS RATIO TO AGGREGATE EXPENDITURE



GOVERNMENT BEDS PER 10,000



## ECONOMIC RELIEF: NATIONAL &amp; STATE ALLOCATIONS (IN CRORES)



Going forward, a superlative effort will be needed to heave India out of the abyss of the pandemic and back on track to achieve its goals. The COVID-19 crisis appears to be here for the long haul, and so countries must use the occasional respite from a spike in infection rates to amp up health infrastructure and personnel to be better

prepared each time. This effort will require confident intensive planning, which can only be enabled from far superior and comprehensive data. This has endeavoured to contribute to a better understanding of where India stands today to help it chart a path to a resilient tomorrow.

# ANNEXE

## DATA SOURCES AND LIMITATIONS

| CATEGORY  | SOURCE   | DATA LIMITATIONS   |
|---|--|--|
| Population pyramid  | Created using SRS Report, 2017-18, Ministry of Statistics        | 2017-18 data only available for big states.  |
|   | Census data (2011), Ministry of Statistics                       | Age not stated : Arunachal (0.11%), Goa (0.14%), Manipur (0.27%), Meghalaya (0.19%), Mizoram (0.06%), Nagaland (0.07%), Sikkim (0.19%), Tripura (0.04%), Chandigarh (0.03%), D&N Haveli (0.11%), Daman & Diu (0.15%), Lakshadweep (0.18%), Puducherry (0.09%). |
|   |  | Ladakh: J&K numbers used as separate figures not available.  |
| Population density  | National Health Profile, 2019.                                   | Ladakh: J&K numbers used as separate figures not available.  |
| Self-reported NCD's   | NFHS Report 2015-16  | Ladakh: J&K numbers used as separate figures not available.  |
| Health India Index  | Niti Aayog Health Index, 2019                                    | Ladakh: J&K rank used as separate rank not assigned  |
| Public Health Expenditure as ratio to aggregate expenditure | RBI Publication: State Finances (2018-19 revised estimates used) | Data for Andaman and Nicobar Islands, Chandigarh, D&N Haveli, Daman & Diu and Lakshadweep not available.   |
|   |  | Ladakh: J&K figures used as separate figures not available   |

|                            |  |   |
|----------------------------|--|---|
| Government beds per 10,000 | National Health Profile, 2019.   | Ladakh: J&K figures used as separate figures not available  |
| Healthcare workers score   | SDG India Index 2019-20  | Scores for A&N Islands, D&N Haveli, Daman & Diu, Lakshadweep and Puducherry not available.                            |
|                            |  | Ladakh: J&K score used as separate score not assigned   |
| Technological response     | Mainstream media   | Data for Manipur, Meghalaya, Sikkim, Tripura, Uttarakhand, A&N Islands, Lakshadweep and Puducherry was not available. |
| Economic response          | Relief package: Data sourced from SDRF/ NDRF, Disaster Management Division, Ministry of Home Affairs, Government of India. | Not applicable to Union Territories   |
|                            | Migrant workers/ supply of essential commodities/ other notable steps :<br>Mainstream media                                | Data provided where available.  |
| Clinical Management        | <a href="https://covid19india.org">covid19india.org</a> (API)  |   |
| Testing                    | <a href="https://covid19india.org">covid19india.org</a> (API)  | Data not available for Dadra and Nagar Haveli, Daman and Diu , Lakshadweep  |

# BIBLIOGRAPHY

“App To Track People Buying Medicines For Cold, Fever In Andhra Pradesh”. *NDTV*. April 25, 2020.

Arora, Manish.” Covid19: Gujarat Develops Apps To Track Quarantined People” *ETGovernment*, April 2, 2020.

“Arunachal Pradesh govt launches apps for essential commodities”. *Deccan Herald*, April 11, 2020.

Barik, Satyasundar. “Jharkhand to use collaborative robot in COVID-19 isolation facility to cut down human interference. *The Hindu*. April 14, 2020.

Bhatia, Varinder. “Haryana starts moving migrants from shelters to their homes within the state”. *Indian Express*, April 17, 2020.

Statistics Times. “Census 2011 Data.” Accessed May 1, 2020. <http://statisticstimes.com/>

“Chandigarh admn launches helpline for stranded migrants, tourists”. *Hindustan Times*, May 2, 2020.

“Chhattisgarh Fights COVID-19 With An Integrated Tech Platform.” *Geospatial World*. April 24, 2020.

“Coronavirus | Assam transfers 2,000 each to 86,000 people stranded outside State”. *The Hindu*, April 20, 2020.

Covid19india.org. "Coronavirus In India: Latest Map And Case Count." Accessed April 16, 2020. <https://www.covid19india.org/>

"Covid-19 app, chatbot launched for people in Bihar." *Hindustan Times*, April 2, 2020.

Government of Punjab. "COVID-19 Dashboard." Accessed May 2, 2020. <https://corona.punjab.gov.in>.

Government of Nagaland. "Covid19 Dashboard." Accessed May 2, 2020. <https://covid19.nagaland.gov.in/annonceMain>.

API. "COVID19-India API." Accessed TKTK. <https://api.covid19india.org/>

"Covid-19: Telangana to deposit Rs 1,500 each in accounts of 74 lakh families". *The Hindu Business Line*, April 14, 2020.

"Govt Plans Covid Tracker App To Trace Virus Suspects". *ET Government*, March 26, 2020.

NITI Aayog, the World Bank and Ministry of Health and Family Welfare. *Healthy States, Progressive India*. New Delhi, 2019. [https://niti.gov.in/writereaddata/files/document\\_publication/NITI-WB%20Health%20Index%20Report%20%28Web%20Ver%29\\_11-06-19.pdf](https://niti.gov.in/writereaddata/files/document_publication/NITI-WB%20Health%20Index%20Report%20%28Web%20Ver%29_11-06-19.pdf)

Iyer, Aishwarya. "Himachal Pradesh HC directs State to file Status Report on steps taken to address challenges faced by Migrant Labourers". *Bar and Bench*, April 23, 2020.

Iyer, Madhunika. "Madhya Pradesh Government's Response to COVID-19". *PRS Legislative Research*, April 18, 2020.

Kaur, Prachi. "Sikkim government's response to the pandemic". *PRS Legislative Research*, April 22, 2020.

"Kerala govt commences distribution of food kits for ration card holders amid coronavirus pandemic". *Deccan Herald*, April 9, 2020.

"Maharashtra Govt Distributes Rice And Wheat As Ration To Saffron Card Holders Amid COVID-19 Lockdown". *DNA India*, April 25, 2020.

Mihindukulasuriya, Regina. "India Is Using At Least 19 Apps To Track And Trace Covid-19, Including Aarogya Setu." *The Print*, April 16, 2020.

"Mobile app to track home quarantined people in Chandigarh". *ETTelecom*, April 12, 2020.

Nag, Jayatri. "West Bengal government launches app to track COVID-19". *Mumbai Mirror*, April 9, 2020.

Ministry of Health and Family Welfare. National Family Health Survey (NNFHS-4). New Delhi, 2017. <http://rchiips.org/nfhs/NFHS-4Reports/India.pdf>

Centre Bureau of Health Intelligence, Ministry of Health and Family Welfare. National Health Profile 2019. New Delhi, 2019. <http://www.cbhidghs.nic.in/showfile.php?lid=1147>.

Government of Puducherry. "New Initiatives during COVID19." Accessed April 28, 2020. <https://covid19.py.gov.in/Initiatives.aspx?value=1>

N.R., Akhil. "Assam Government's Response to COVID-19". *PRS Legislative Research*, May 6, 2020.

N.R., Akhil. "Government of Andhra Pradesh's response to the COVID-19 pandemic". *PRS Legislative Research*, April 14, 2020.

N.R., Akhil. "Maharashtra Government's Response to COVID-19". *PRS Legislative Research*, April 20, 2020.

Official Portal of the Andhra Pradesh Government. Accessible at [\(https://www.ap.gov.in/\)](https://www.ap.gov.in/)

Official Portal of the Arunachal Pradesh Government. Accessible at [\(http://www.arunachalpradesh.-gov.in/\)](http://www.arunachalpradesh.-gov.in/)

Official Portal of the Goa Government. Accessible at [\(https://www.goa.gov.in/\)](https://www.goa.gov.in/)

Official Portal of the Haryana Government. Accessible at  [\(https://haryana.gov.in/index.html\)](https://haryana.gov.in/index.html)

Official Portal of the Jharkhand Government. Accessible at [\(https://www.jharkhand.gov.in/\)](https://www.jharkhand.gov.in/)



Official Portal of the Government of Meghalaya. Accessible at (<http://meghalaya.gov.in/>)

Official Portal of the Government of Rajasthan. Accessible at (<https://www.rajasthan.gov.in/>)

Official State Portal of Uttar Pradesh. Accessible at (<http://up.gov.in/>)

Official Website of Chandigarh Administration . Accessible at (<http://chandigarh.gov.in/>)

Official Website of the Government of Himachal Pradesh. Accessible at (<https://himachal.nic.in/>)

Official Website of the Government of Madhya Pradesh. Accessible at (<https://mp.gov.in/>)

Official Website of the Government of Maharashtra. Accessible at (<https://www.maharashtra.gov.in/>)

Official Website of the Government of Manipur. Accessible at (<https://manipur.gov.in/>)

Official Website of the Government of Mizoram. Accessible at (<http://mizoram.nic.in/>)

Official Website of the Government of Nagaland. Accessible at (<https://www.nagaland.gov.in/portal/portal/StatePortal/Government/DepartmentsWebsites>)

Official Website of the Government of Odisha. Accessible at (<https://www.odisha.gov.in/>)

Official Website of the Government of West Bengal. Accessible at (<https://wb.gov.in/>)

Official Website of Health & Family Welfare, Government of Assam. Accessible at (<http://hfw.assam.gov.in/>)

“Puducherry govt to supply essentials at door steps: CM”. *Deccan Herald*, March 27, 2020.

“Punjab seeks package to mitigate hardship resulting from COVID-19”. *The Hindu*, March 23, 2020.

“Rajasthan Govt Partners With Healthcare App ‘Aayu’ To Tackle COVID-19.” *Express Computer*. April 20, 2020.

- Ramakrishnan, Anoop. "Government of Karnataka's response to the COVID-19 pandemic". *PRS Legislative Research*, April 15, 2020.
- Ramakrishnan, Anoop. "Gujarat Government's Response to COVID-19". *PRS Legislative Research*, May 2, 2020.
- Ramakrishnan, Anoop. "Kerala Government's Response to COVID-19". *PRS Legislative Research*, April 22 2020.
- Raval, Abhishek. "Bhopal Emerges As The Hotbed For Innovation, Using Smart Technologies, For Managing COVID-19". *Express Computer*, April 12, 2020.
- Office of the Registrar General & Census Commissioner, Ministry of Home Affairs. SRS Statistical Report 2017. New Delhi, 2017. [https://censusindia.gov.in/vital\\_statistics/SRS\\_Reports\\_2017.html](https://censusindia.gov.in/vital_statistics/SRS_Reports_2017.html)
- NITI Aayog. SDG India Index 2019-20. New Delhi, 2019. <https://niti.gov.in/sdg-india-index-dashboard-2019-20>
- SH, Salman. "Covid-19 : Ola deploys crowd-control tech in Punjab mandis." *Livemint*, April 17, 2020.
- "Shops to be open till 3 p.m. today in Chennai and six other districts, Chief Minister says". *The Hindu*, April 25, 2020.
- Srivastava, Amitabh. "Food grain supply to Andaman-Nicobar and Lakshadweep doubled in lockdown, FCI moves vessels for delivery. *India Today*, April 22, 2020.
- Srivatsa, Sharath. "Karnataka authorities caught between desperate migrant workers and bureaucratic red tape". *The Hindu*, May 14, 2020.
- Reserve Bank of India. Statement 27: Expenditure on Medical and Public Health and Family Welfare - As Ratio to Aggregate Expenditure. 2019. <https://www.rbi.org.in/Scripts/PublicationsView.aspx?id=19283>
- Surya, Saket. "Government of Bihar's response to COVID-19". *PRS Legislative Research*, April 19, 2020.

T, Anilkumar. "Kerala to open exclusive migrant community kitchens". *The New Indian Express*, March 30, 2020.

"Top Indian apps to fight COVID-19". *Geospatial World*, April 24, 2020.

Urs, Anil. "Karnataka develops app to track home quarantined persons". *The Hindu Business Line*, March 31, 2020.

"Use "Assess Koro Na" App For Surveys In Hotspots: Delhi To Top Officials." NDTV. April 17, 2020.

Vaishnav, Anurag. "Government of Chhattisgarh's response to the COVID-19 pandemic." *PRS Legislative Research*, April 21 2020.

Varma, M.D. "Govt. opens shelter for migrant workers, urban homeless in Puducherry". *The Hindu*, March 29, 2020.

Yadav, Sidharth. "Madhya Pradesh govt. to give BPL families free ration for a month". *The Hindu*, March 26 2020.



**Ideas • Forums • Leadership • Impact**

**Observer Research Foundation (ORF)**

20, Rouse Avenue Institutional Area,  
New Delhi - 110 002, INDIA

Ph. : +91-11-35332000 Fax : +91-11-35332005

E-mail: [contactus@orfonline.org](mailto:contactus@orfonline.org)

Website: [www.orfonline.org](http://www.orfonline.org)